

# MLIB User's Guide

ARM<sup>®</sup> Cortex<sup>®</sup> M33F



# Contents

<b>Chapter 1 Library</b> .....	<b>8</b>
1.1 Introduction.....	8
1.1.1 Overview.....	8
1.1.2 Data types.....	8
1.1.3 API definition.....	8
1.1.4 Supported compilers.....	9
1.1.5 Library configuration.....	9
1.1.6 Special issues.....	9
1.2 Library integration into project (MCUXpresso IDE) .....	10
1.3 Library integration into project (Keil $\mu$ Vision) .....	13
1.4 Library integration into project (IAR Embedded Workbench) .....	20
<b>Chapter 2 Algorithms in detail</b> .....	<b>26</b>
2.1 MLIB_Abs.....	26
2.1.1 Available versions.....	26
2.1.2 Declaration.....	26
2.1.3 Function use.....	26
2.2 MLIB_AbsSat.....	27
2.2.1 Available versions.....	27
2.2.2 Declaration.....	27
2.2.3 Function use.....	28
2.3 MLIB_Add.....	28
2.3.1 Available versions.....	28
2.3.2 Declaration.....	29
2.3.3 Function use.....	29
2.4 MLIB_AddSat.....	30
2.4.1 Available versions.....	30
2.4.2 Declaration.....	30
2.4.3 Function use.....	30
2.5 MLIB_Add4.....	31
2.5.1 Available versions.....	31
2.5.2 Declaration.....	31
2.5.3 Function use.....	31
2.6 MLIB_Add4Sat.....	32
2.6.1 Available versions.....	32
2.6.2 Declaration.....	33
2.6.3 Function use.....	33
2.7 MLIB_Clb.....	33
2.7.1 Available versions.....	33
2.7.2 Declaration.....	34
2.7.3 Function use.....	34
2.8 MLIB_Conv.....	34
2.8.1 Available versions.....	34
2.8.2 Declaration.....	35
2.8.3 Function use.....	35
2.9 MLIB_Div.....	36
2.9.1 Available versions.....	36
2.9.2 Declaration.....	37
2.9.3 Function use.....	37
2.10 MLIB_DivSat.....	38

2.10.1 Available versions.....	38
2.10.2 Declaration.....	39
2.10.3 Function use.....	39
2.11 MLIB_Div1Q.....	40
2.11.1 Available versions.....	40
2.11.2 Declaration.....	41
2.11.3 Function use.....	41
2.12 MLIB_Div1QSat.....	41
2.12.1 Available versions.....	41
2.12.2 Declaration.....	42
2.12.3 Function use.....	42
2.13 MLIB_Log2.....	43
2.13.1 Available versions.....	43
2.13.2 Declaration.....	43
2.13.3 Function use.....	43
2.14 MLIB_Mac.....	43
2.14.1 Available versions.....	44
2.14.2 Declaration.....	44
2.14.3 Function use.....	44
2.15 MLIB_MacSat.....	45
2.15.1 Available versions.....	45
2.15.2 Declaration.....	46
2.15.3 Function use.....	46
2.16 MLIB_MacRnd.....	46
2.16.1 Available versions.....	47
2.16.2 Declaration.....	47
2.16.3 Function use.....	47
2.17 MLIB_MacRndSat.....	48
2.17.1 Available versions.....	48
2.17.2 Declaration.....	48
2.17.3 Function use.....	49
2.18 MLIB_Mac4.....	49
2.18.1 Available versions.....	49
2.18.2 Declaration.....	50
2.18.3 Function use.....	50
2.19 MLIB_Mac4Sat.....	51
2.19.1 Available versions.....	51
2.19.2 Declaration.....	51
2.19.3 Function use.....	51
2.20 MLIB_Mac4Rnd.....	52
2.20.1 Available versions.....	52
2.20.2 Declaration.....	52
2.20.3 Function use.....	53
2.21 MLIB_Mac4RndSat.....	53
2.21.1 Available versions.....	53
2.21.2 Declaration.....	54
2.21.3 Function use.....	54
2.22 MLIB_Mnac.....	54
2.22.1 Available versions.....	54
2.22.2 Declaration.....	55
2.22.3 Function use.....	55
2.23 MLIB_MnacSat.....	56
2.23.1 Available versions.....	56
2.23.2 Declaration.....	57
2.23.3 Function use.....	57

2.24	MLIB_MnacRnd	57
2.24.1	Available versions	57
2.24.2	Declaration	58
2.24.3	Function use	58
2.25	MLIB_MnacRndSat	59
2.25.1	Available versions	59
2.25.2	Declaration	59
2.25.3	Function use	59
2.26	MLIB_Msu	60
2.26.1	Available versions	60
2.26.2	Declaration	61
2.26.3	Function use	61
2.27	MLIB_MsuSat	62
2.27.1	Available versions	62
2.27.2	Declaration	62
2.27.3	Function use	63
2.28	MLIB_MsuRnd	63
2.28.1	Available versions	63
2.28.2	Declaration	64
2.28.3	Function use	64
2.29	MLIB_MsuRndSat	64
2.29.1	Available versions	64
2.29.2	Declaration	65
2.29.3	Function use	65
2.30	MLIB_Msu4	65
2.30.1	Available versions	66
2.30.2	Declaration	66
2.30.3	Function use	66
2.31	MLIB_Msu4Sat	67
2.31.1	Available versions	67
2.31.2	Declaration	68
2.31.3	Function use	68
2.32	MLIB_Msu4Rnd	68
2.32.1	Available versions	69
2.32.2	Declaration	69
2.32.3	Function use	69
2.33	MLIB_Msu4RndSat	70
2.33.1	Available versions	70
2.33.2	Declaration	70
2.33.3	Function use	71
2.34	MLIB_Mul	71
2.34.1	Available versions	71
2.34.2	Declaration	72
2.34.3	Function use	72
2.35	MLIB_MulSat	73
2.35.1	Available versions	73
2.35.2	Declaration	74
2.35.3	Function use	74
2.36	MLIB_MulNeg	74
2.36.1	Available versions	74
2.36.2	Declaration	75
2.36.3	Function use	75
2.37	MLIB_MulNegSat	76
2.37.1	Available versions	76
2.37.2	Declaration	77

2.37.3 Function use.....	77
2.38 MLIB_MulRnd.....	77
2.38.1 Available versions.....	77
2.38.2 Declaration.....	78
2.38.3 Function use.....	78
2.39 MLIB_MulRndSat.....	79
2.39.1 Available versions.....	79
2.39.2 Declaration.....	79
2.39.3 Function use.....	80
2.40 MLIB_MulNegRnd.....	80
2.40.1 Available versions.....	80
2.40.2 Declaration.....	81
2.40.3 Function use.....	81
2.41 MLIB_MulNegRndSat.....	81
2.41.1 Available versions.....	82
2.41.2 Declaration.....	82
2.41.3 Function use.....	82
2.42 MLIB_Neg.....	83
2.42.1 Available versions.....	83
2.42.2 Declaration.....	83
2.42.3 Function use.....	83
2.43 MLIB_NegSat.....	84
2.43.1 Available versions.....	84
2.43.2 Declaration.....	84
2.43.3 Function use.....	84
2.44 MLIB_Rcp.....	85
2.44.1 Available versions.....	85
2.44.2 Declaration.....	85
2.44.3 Function use.....	85
2.45 MLIB_Rcp1Q.....	86
2.45.1 Available versions.....	86
2.45.2 Declaration.....	86
2.45.3 Function use.....	86
2.46 MLIB_Rnd.....	87
2.46.1 Available versions.....	87
2.46.2 Declaration.....	87
2.46.3 Function use.....	87
2.47 MLIB_RndSat.....	88
2.47.1 Available versions.....	88
2.47.2 Declaration.....	88
2.47.3 Function use.....	88
2.48 MLIB_Sat.....	88
2.48.1 Available versions.....	89
2.48.2 Declaration.....	89
2.48.3 Function use.....	89
2.49 MLIB_Sh1L.....	89
2.49.1 Available versions.....	90
2.49.2 Declaration.....	90
2.49.3 Function use.....	90
2.50 MLIB_Sh1LSat.....	90
2.50.1 Available versions.....	90
2.50.2 Declaration.....	91
2.50.3 Function use.....	91
2.51 MLIB_Sh1R.....	91
2.51.1 Available versions.....	91

2.51.2 Declaration.....	92
2.51.3 Function use.....	92
2.52 MLIB_ShL.....	92
2.52.1 Available versions.....	92
2.52.2 Declaration.....	93
2.52.3 Function use.....	93
2.53 MLIB_ShLSat.....	93
2.53.1 Available versions.....	93
2.53.2 Declaration.....	94
2.53.3 Function use.....	94
2.54 MLIB_ShR.....	94
2.54.1 Available versions.....	94
2.54.2 Declaration.....	95
2.54.3 Function use.....	95
2.55 MLIB_ShLBi.....	95
2.55.1 Available versions.....	95
2.55.2 Declaration.....	96
2.55.3 Function use.....	96
2.56 MLIB_ShLBiSat.....	96
2.56.1 Available versions.....	97
2.56.2 Declaration.....	97
2.56.3 Function use.....	97
2.57 MLIB_ShRBi.....	98
2.57.1 Available versions.....	98
2.57.2 Declaration.....	98
2.57.3 Function use.....	98
2.58 MLIB_ShRBiSat.....	99
2.58.1 Available versions.....	99
2.58.2 Declaration.....	99
2.58.3 Function use.....	99
2.59 MLIB_Sign.....	100
2.59.1 Available versions.....	100
2.59.2 Declaration.....	100
2.59.3 Function use.....	100
2.60 MLIB_Sub.....	101
2.60.1 Available versions.....	101
2.60.2 Declaration.....	102
2.60.3 Function use.....	102
2.61 MLIB_SubSat.....	103
2.61.1 Available versions.....	103
2.61.2 Declaration.....	103
2.61.3 Function use.....	103
2.62 MLIB_Sub4.....	104
2.62.1 Available versions.....	104
2.62.2 Declaration.....	104
2.62.3 Function use.....	104
2.63 MLIB_Sub4Sat.....	105
2.63.1 Available versions.....	105
2.63.2 Declaration.....	106
2.63.3 Function use.....	106

## Appendix A Library types..... 107

A.1 bool_t.....	107
A.2 uint8_t.....	107
A.3 uint16_t.....	108
A.4 uint32_t.....	109
A.5 int8_t.....	109
A.6 int16_t.....	110
A.7 int32_t.....	110
A.8 frac8_t.....	111
A.9 frac16_t.....	112
A.10 frac32_t.....	112
A.11 acc16_t.....	113
A.12 acc32_t.....	114
A.13 float_t.....	114
A.14 FALSE.....	117
A.15 TRUE.....	117
A.16 FRAC8.....	118
A.17 FRAC16.....	118
A.18 FRAC32.....	118
A.19 ACC16.....	119
A.20 ACC32.....	119

# Chapter 1

## Library

### 1.1 Introduction

#### 1.1.1 Overview

This user's guide describes the Math Library (MLIB) for the family of ARM Cortex M33F core-based microcontrollers. This library contains optimized functions.

#### 1.1.2 Data types

MLIB supports several data types: (un)signed integer, fractional, and accumulator, and floating point. The integer data types are useful for general-purpose computation; they are familiar to the MPU and MCU programmers. The fractional data types enable powerful numeric and digital-signal-processing algorithms to be implemented. The accumulator data type is a combination of both; that means it has the integer and fractional portions. The floating-point data types are capable of storing real numbers in wide dynamic ranges. The type is represented by binary digits and an exponent. The exponent allows scaling the numbers from extremely small to extremely big numbers. Because the exponent takes part of the type, the overall resolution of the number is reduced when compared to the fixed-point type of the same size.

The following list shows the integer types defined in the libraries:

- **Unsigned 16-bit integer**— $\langle 0 ; 65535 \rangle$  with the minimum resolution of 1
- **Signed 16-bit integer**— $\langle -32768 ; 32767 \rangle$  with the minimum resolution of 1
- **Unsigned 32-bit integer**— $\langle 0 ; 4294967295 \rangle$  with the minimum resolution of 1
- **Signed 32-bit integer**— $\langle -2147483648 ; 2147483647 \rangle$  with the minimum resolution of 1

The following list shows the fractional types defined in the libraries:

- **Fixed-point 16-bit fractional**— $\langle -1 ; 1 - 2^{-15} \rangle$  with the minimum resolution of  $2^{-15}$
- **Fixed-point 32-bit fractional**— $\langle -1 ; 1 - 2^{-31} \rangle$  with the minimum resolution of  $2^{-31}$

The following list shows the accumulator types defined in the libraries:

- **Fixed-point 16-bit accumulator**— $\langle -256.0 ; 256.0 - 2^{-7} \rangle$  with the minimum resolution of  $2^{-7}$
- **Fixed-point 32-bit accumulator**— $\langle -65536.0 ; 65536.0 - 2^{-15} \rangle$  with the minimum resolution of  $2^{-15}$

The following list shows the floating-point types defined in the libraries:

- **Floating point 32-bit single precision**— $\langle -3.40282 \cdot 10^{38} ; 3.40282 \cdot 10^{38} \rangle$  with the minimum resolution of  $2^{-23}$

#### 1.1.3 API definition

MLIB uses the types mentioned in the previous section. To enable simple usage of the algorithms, their names use set prefixes and postfixes to distinguish the functions' versions. See the following example:

```
f32Result = MLIB_Mac_F32lss(f32Accum, f16Mult1, f16Mult2);
```

where the function is compiled from four parts:

- **MLIB**—this is the library prefix
- **Mac**—the function name—Multiply-Accumulate
- **F32**—the function output type



- *lss*—the types of the function inputs; if all the inputs have the same type as the output, the inputs are not marked

The input and output types are described in the following table:

**Table 1. Input/output types**

Type	Output	Input
<a href="#">frac16_t</a>	F16	s
<a href="#">frac32_t</a>	F32	l
<a href="#">acc32_t</a>	A32	a
<a href="#">float_t</a>	FLT	f

### 1.1.4 Supported compilers

MLIB for the ARM Cortex M33F core is written in C language or assembly language with C-callable interface depending on the specific function. The library is built and tested using the following compilers:

- MCUXpresso IDE
- IAR Embedded Workbench
- Keil  $\mu$ Vision

For the MCUXpresso IDE, the library is delivered in the *mlib.a* file.

For the Kinetis Design Studio, the library is delivered in the *mlib.a* file.

For the IAR Embedded Workbench, the library is delivered in the *mlib.a* file.

For the Keil  $\mu$ Vision, the library is delivered in the *mlib.lib* file.

The interfaces to the algorithms included in this library are combined into a single public interface include file, *mlib.h*. This is done to lower the number of files required to be included in your application.

### 1.1.5 Library configuration

MLIB for the ARM Cortex M33F core is written in C language or assembly language with C-callable interface depending on the specific function. Some functions from this library are inline type, which are compiled together with project using this library. The optimization level for inline function is usually defined by the specific compiler setting. It can cause an issue especially when high optimization level is set. Therefore the optimization level for all inline assembly written functions is defined by compiler pragmas using macros. The configuration header file *RTCESL\_cfg.h* is located in: *specific library folder\MLIB\Include*. The optimization level can be changed by modifying the macro value for specific compiler. In case of any change the library functionality is not guaranteed.

Similarly as optimization level the PowerQuad DSP Coprocessor and Accelerator support can be disable or enable if it has not been done by defined symbol *RTCESL\_PQ\_ON* or *RTCESL\_PQ\_OFF* in project setting described in the PowerQuad DSP Coprocessor and Accelerator support chapter for specific compiler.

### 1.1.6 Special issues

1. The equations describing the algorithms are symbolic. If there is positive 1, the number is the closest number to 1 that the resolution of the used fractional type allows. If there are maximum or minimum values mentioned, check the range allowed by the type of the particular function version.
2. The library functions that round the result (the API contains *Rnd*) round to nearest (half up).

3. This RTCESL requires the DSP extension for some saturation functions. If the core does not support the DSP extension feature the assembler code of the RTCESL will not be buildable. For example the core1 of the LPC55s69 has no DSP extension.

## 1.2 Library integration into project (MCUXpresso IDE)

This section provides a step-by-step guide on how to quickly and easily include MLIB into any MCUXpresso SDK example or new SDK project using MCUXpresso IDE. The SDK based project uses RTCESL from SDK package.

### PowerQuad DSP Coprocessor and Accelerator support

Some LPC platforms (LPC55S6x) contain a hardware accelerator dedicated to common calculations in DSP applications. This section shows how to turn the PowerQuad (PQ) support for a function on and off.

1. In the MCUXpresso SDK project name node or in the left-hand part, click Properties or select Project > Properties from the menu. A project properties dialog appears.
2. Expand the C/C++ Build node and select Settings. See [Figure 1](#).
3. On the right-hand side, under the MCU C Compiler node, click the Preprocessor node. See [Figure 1](#).

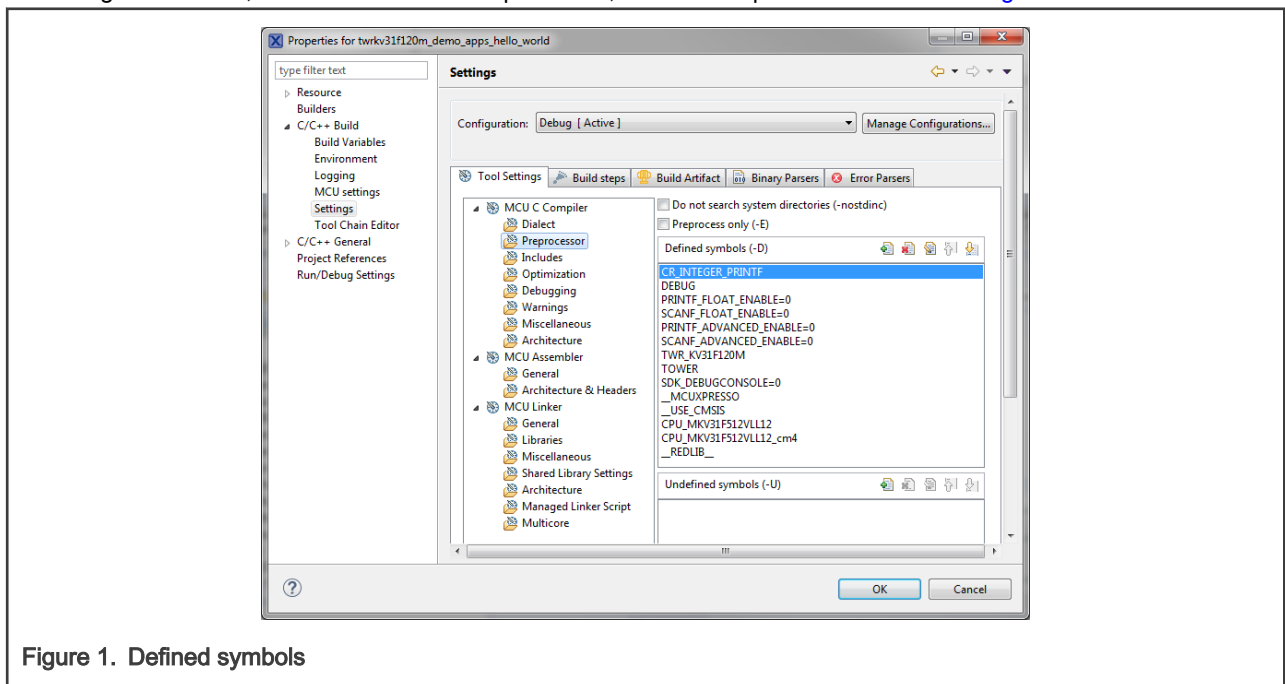


Figure 1. Defined symbols

4. In the right-hand part of the dialog, click the Add... icon located next to the Defined symbols (-D) title.
5. In the dialog that appears (see [Figure 2](#)), type the following:
  - RTCESL\_PQ\_ON—to turn the PowerQuad support on
  - RTCESL\_PQ\_OFF—to turn the PowerQuad support off

If neither of these two defines is defined, the hardware division and square root support is turned off by default.

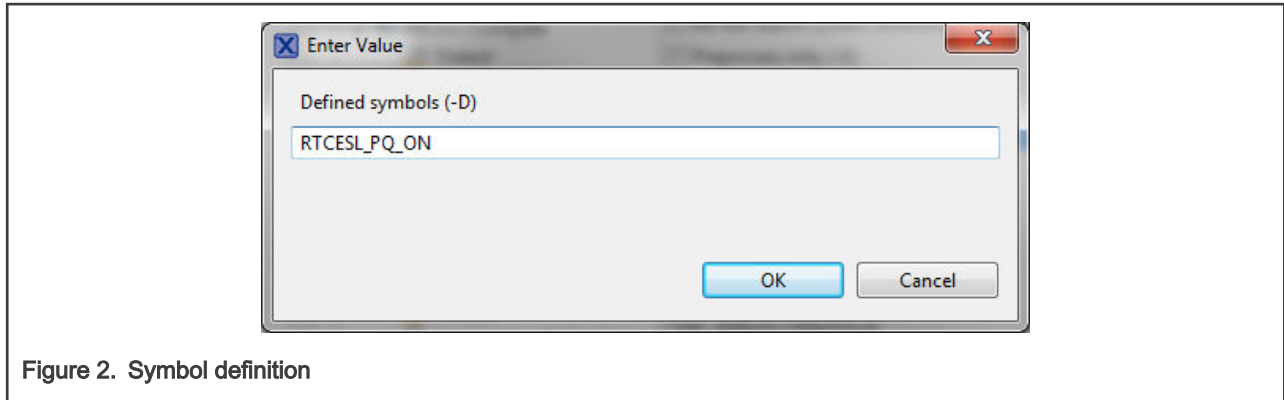


Figure 2. Symbol definition

6. Click OK in the dialog.
7. Click OK in the main dialog.
8. Ensure the PowerQuad module to be clocked by calling function `RTCESL_PQ_Init()`; prior to the first function using PQ module calling.

See the device reference manual to verify whether the device contains the PowerQuad DSP Coprocessor and Accelerator support.

### Adding RTCESL component to project

The MCUXpresso SDK package is necessary to add any example or new project and RTCESL component. In case the package has not been downloaded go to [mcuxpresso.nxp.com](http://mcuxpresso.nxp.com), build the final MCUXpresso SDK package for required board and download it.

After package is downloaded, open the MCUXpresso IDE and drag&drop the SDK package in zip format to the Installed SDK window of the MCUXpresso IDE. After SDK package is dropped the message accepting window appears as can be show in following figure.

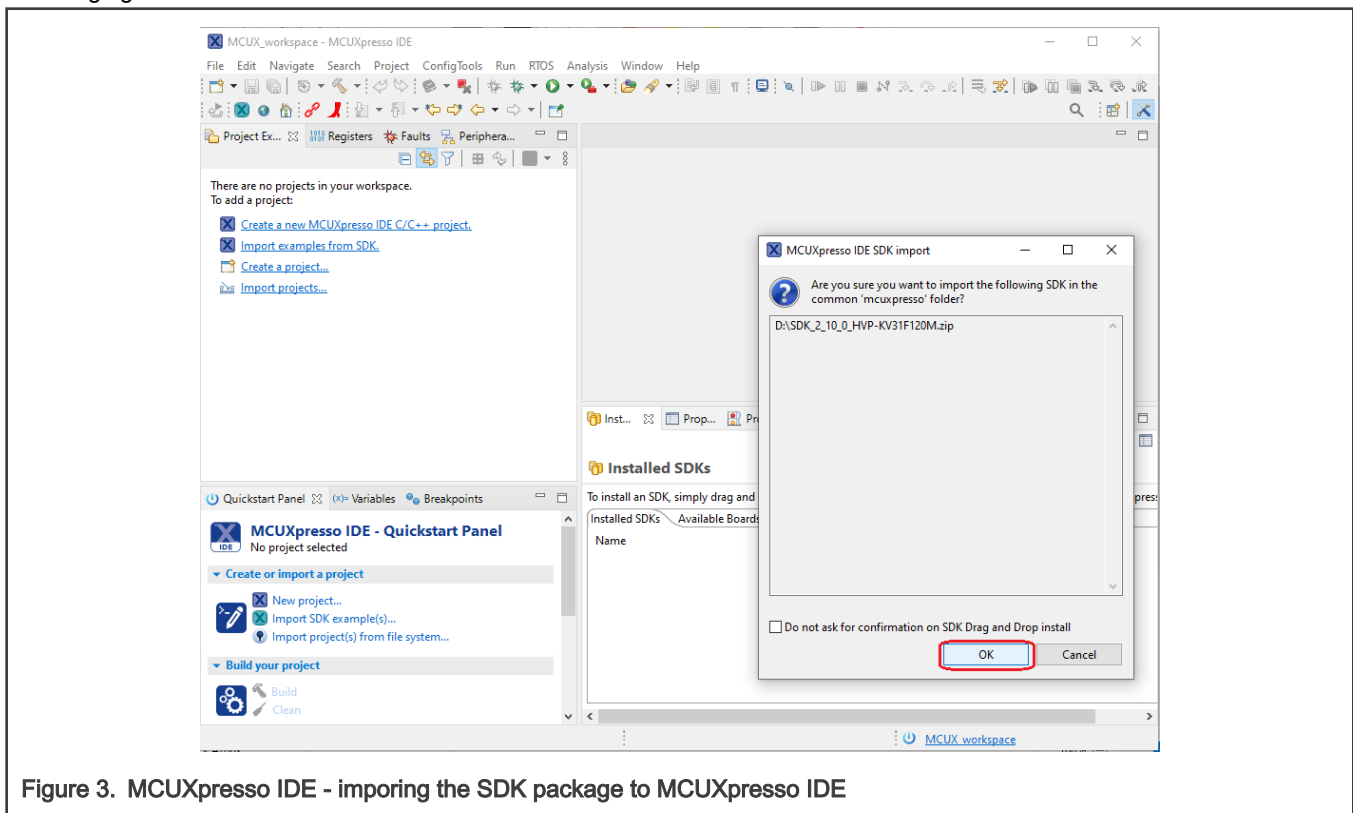


Figure 3. MCUXpresso IDE - importing the SDK package to MCUXpresso IDE

Click OK to confirm the SDK package import. Find the Quickstart panel in left bottom part of the MCUXpresso IDE and click New project... item or Import SDK example(s)... to add rtcesl component to the project.

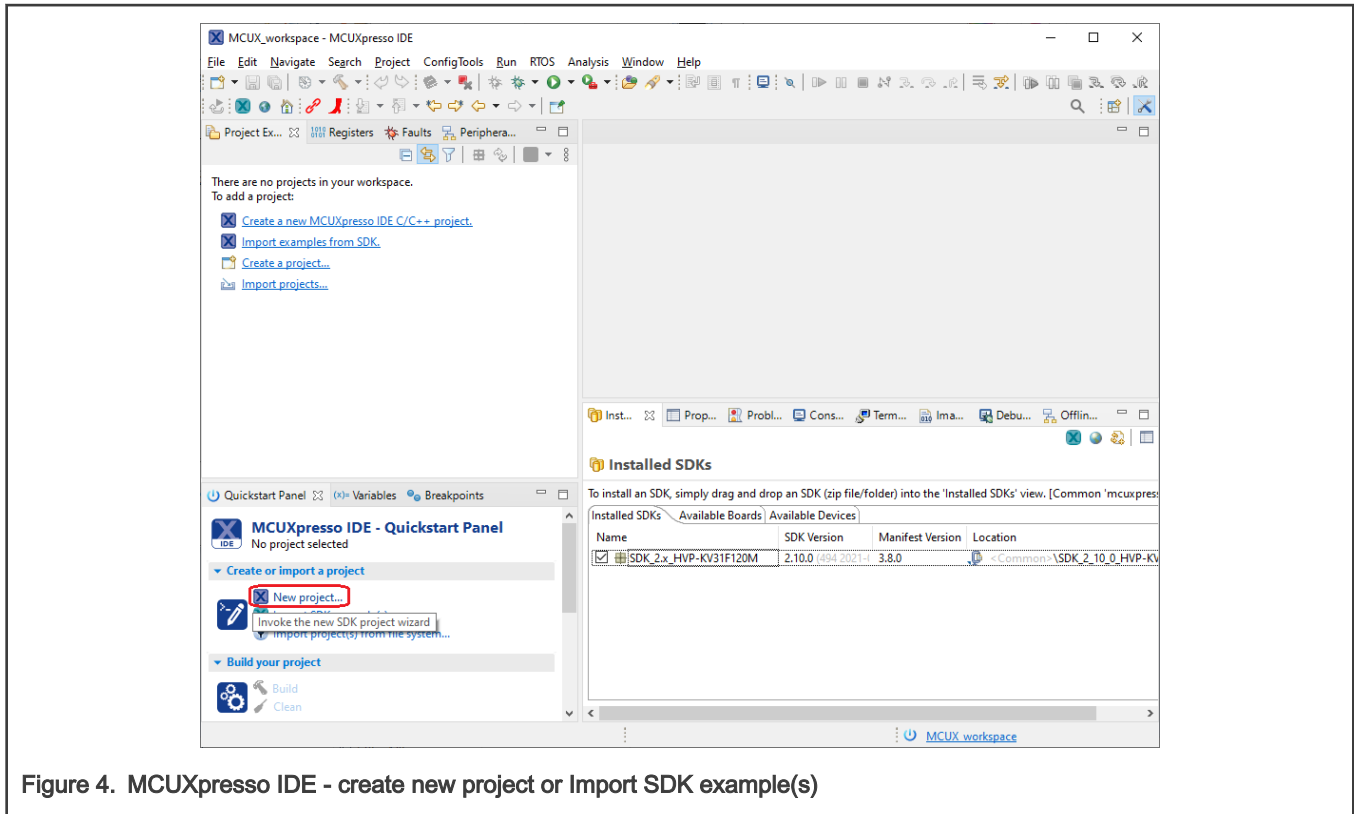


Figure 4. MCUXpresso IDE - create new project or Import SDK example(s)

Then select your board, and click Next button.

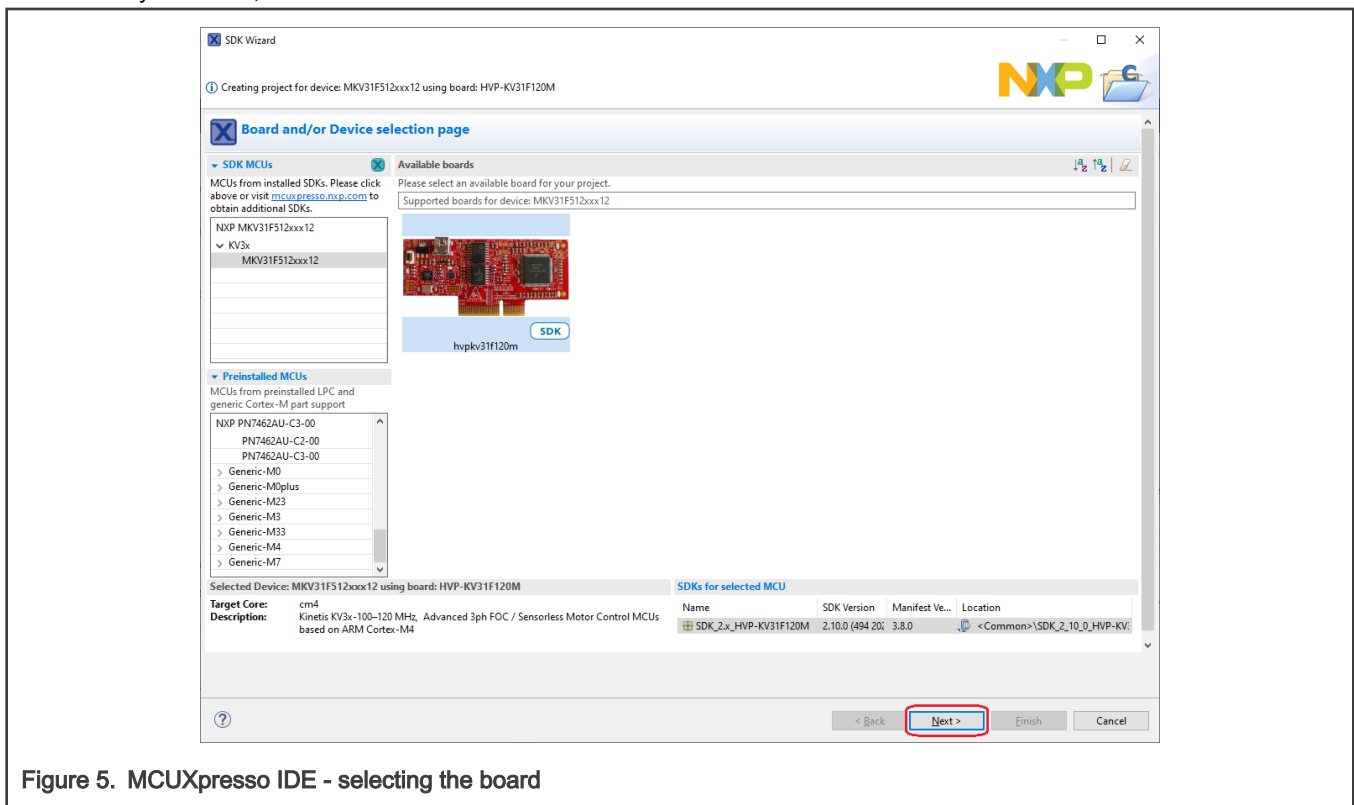


Figure 5. MCUXpresso IDE - selecting the board

Find the Middleware tab in the Components part of the window and click on the checkbox to be the rtcesl component ticked. Last step is to click the Finish button and wait for project creating with all RTCESL libraries and include paths.

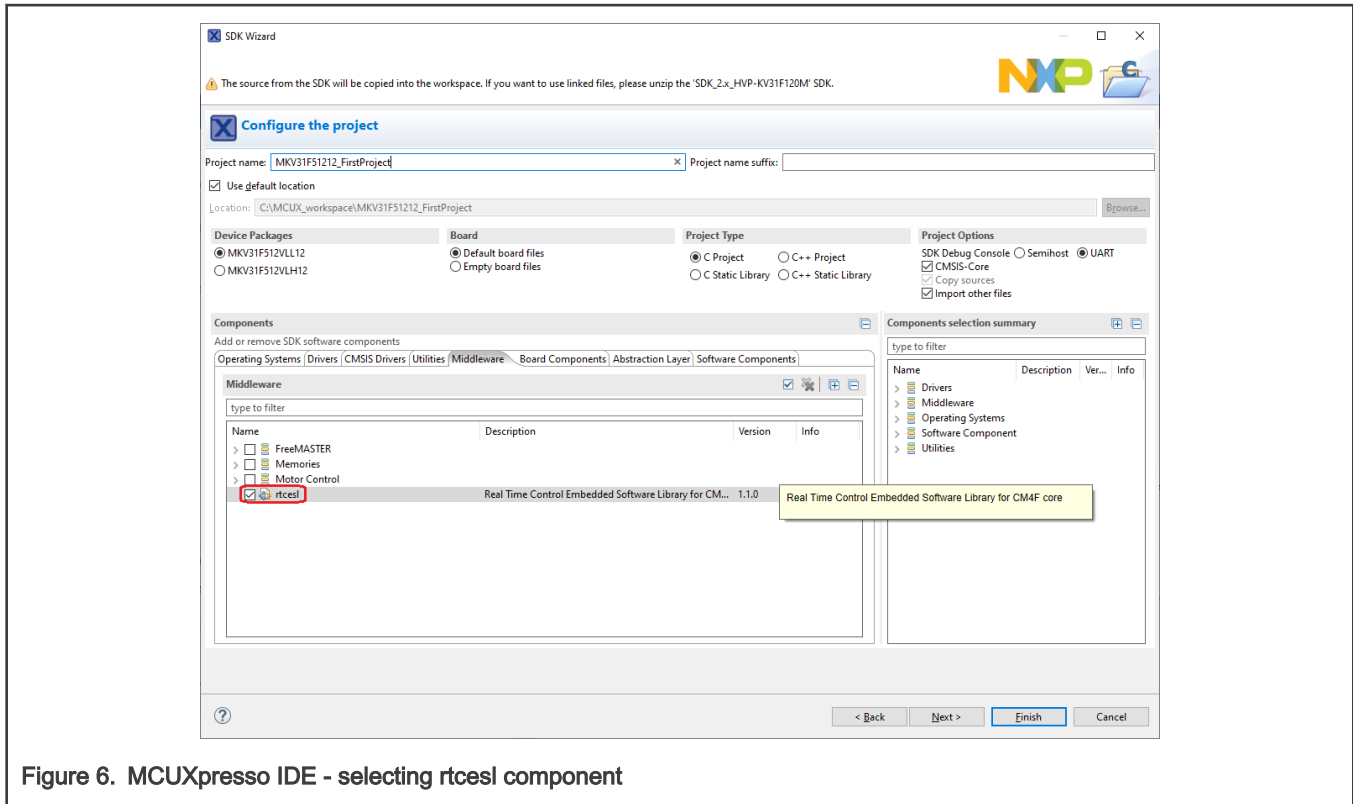


Figure 6. MCUXpresso IDE - selecting rtcesl component

Type the #include syntax into the code where you want to call the library functions. In the left-hand dialog, open the required .c file. After the file opens, include the following line into the #include section:

```
#include "mlib_FP.h"
```

When you click the Build icon (hammer), the project is compiled without errors.

### 1.3 Library integration into project (Keil $\mu$ Vision)

This section provides a step-by-step guide on how to quickly and easily include MLIB into an empty project or any MCUXpresso SDK example or demo application projects using Keil  $\mu$ Vision. This example uses the default installation path (C:\NXP\RTCESL\CM33F\_RTCESL\_4.7\_KEIL). If you have a different installation path, use that path instead. If any MCUXpresso SDK project is intended to use (for example hello\_world project) go to [Linking the files into the project](#) chapter otherwise read next chapter.

#### NXP pack installation for new project (without MCUXpresso SDK)

This example uses the NXP LPC55s69 part, and the default installation path (C:\NXP\RTCESL\CM33F\_RTCESL\_4.7\_KEIL) is supposed. If the compiler has never been used to create any NXP MCU-based projects before, check whether the NXP MCU pack for the particular device is installed. Follow these steps:

1. Launch Keil  $\mu$ Vision.
2. In the main menu, go to Project > Manage > Pack Installer....
3. In the left-hand dialog (under the Devices tab), expand the All Devices > Freescale (NXP) node.
4. Look for a line called "KVxx Series" and click it.
5. In the right-hand dialog (under the Packs tab), expand the Device Specific node.

- Look for a node called "Keil::Kinetis\_KVxx\_DFP." If there are the Install or Update options, click the button to install/update the package. See [Figure 7](#).
- When installed, the button has the "Up to date" title. Now close the Pack Installer.

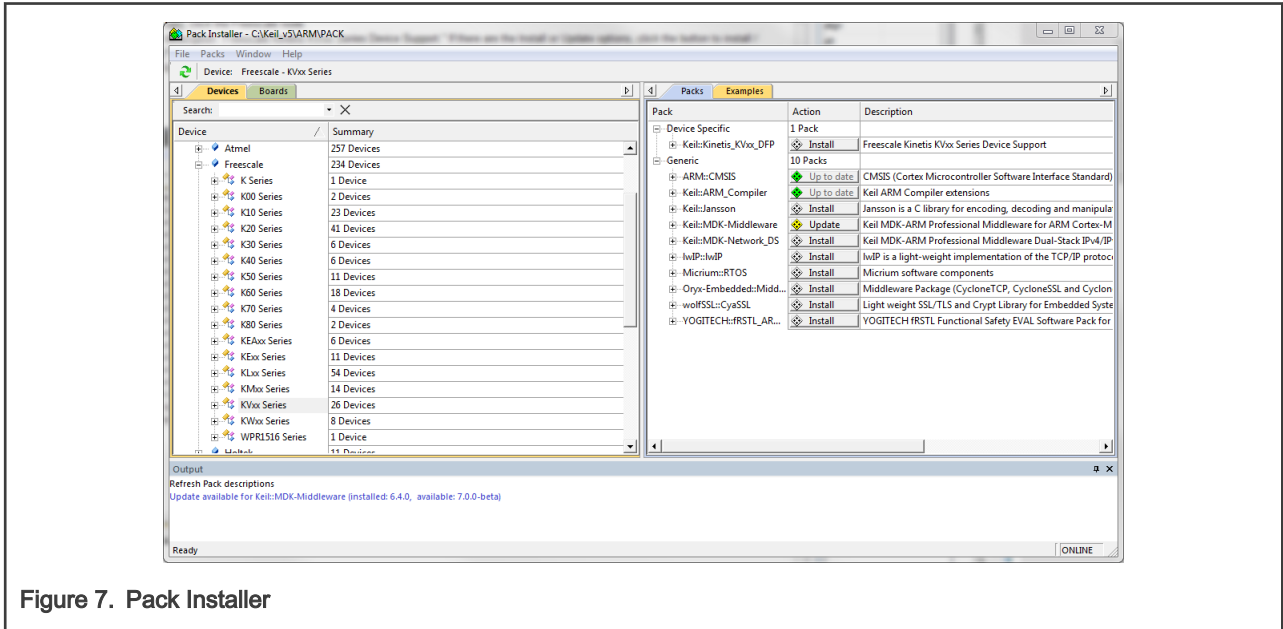


Figure 7. Pack Installer

### New project (without MCUXpresso SDK)

To start working on an application, create a new project. If the project already exists and is opened, skip to the next section. Follow these steps to create a new project:

- Launch Keil  $\mu$ Vision.
- In the main menu, select Project > New  $\mu$ Vision Project..., and the Create New Project dialog appears.
- Navigate to the folder where you want to create the project, for example C:\KeilProjects\MyProject01. Type the name of the project, for example MyProject01. Click Save. See [Figure 8](#).

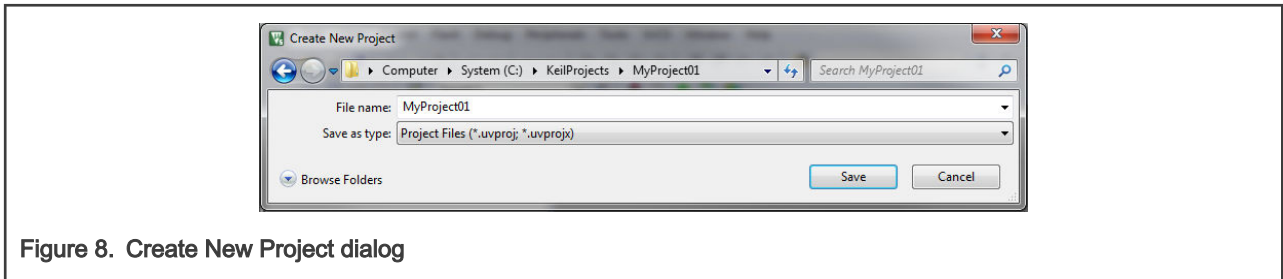


Figure 8. Create New Project dialog

- In the next dialog, select the Software Packs in the very first box.
- Type " " into the Search box, so that the device list is reduced to the devices.
- Expand the node.
- Click the LPC55s69 node, and then click OK. See [Figure 9](#).

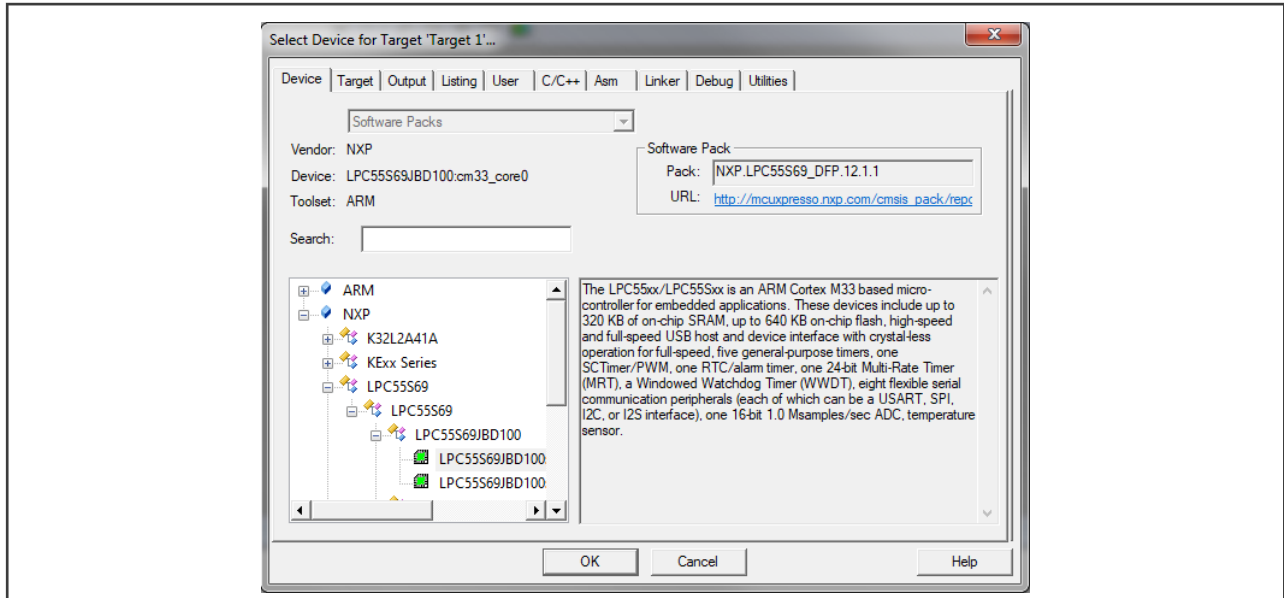


Figure 9. Select Device dialog

8. In the next dialog, expand the Device node, and tick the box next to the Startup node. See Figure 10.
9. Expand the CMSIS node, and tick the box next to the CORE node.

Figure 10. Manage Run-Time Environment dialog

10. Click OK, and a new project is created. The new project is now visible in the left-hand part of Keil uVision. See Figure 11.

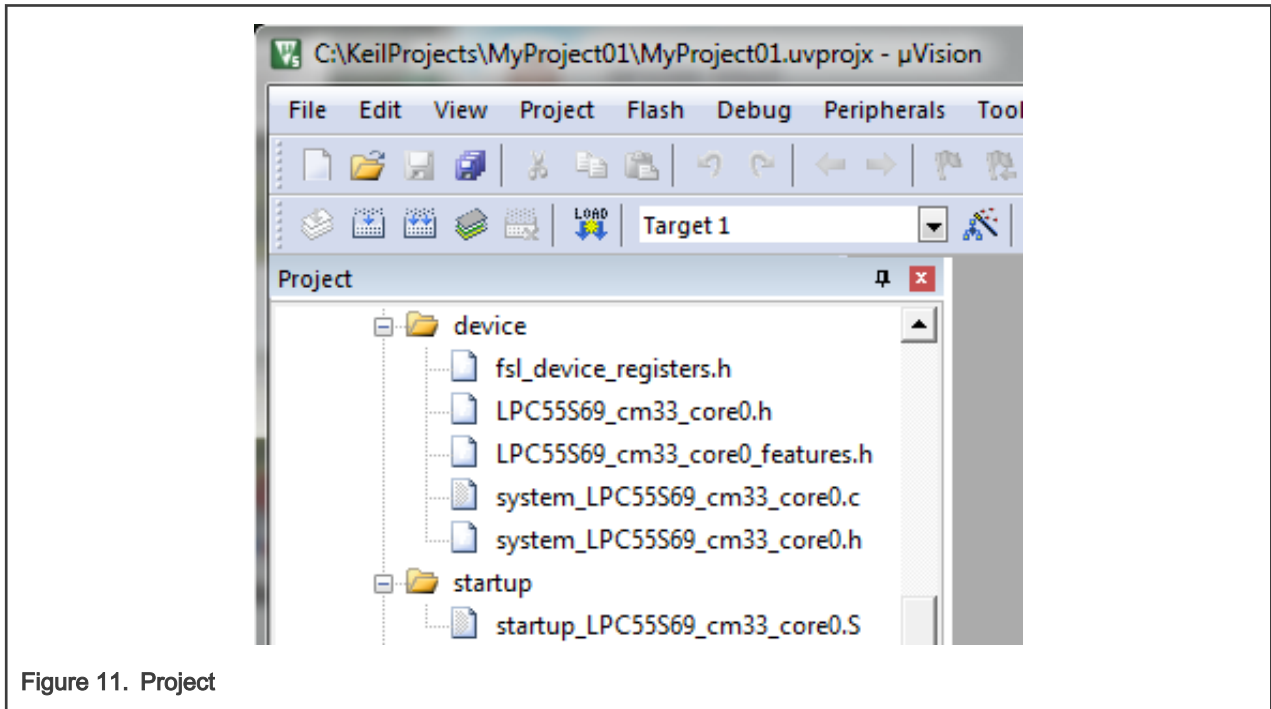


Figure 11. Project

11. In the main menu, go to Project > Options for Target 'Target1'..., and a dialog appears.
12. Select the Target tab.
13. Select Use Single Precision in the Floating Point Hardware option. See Figure 11.

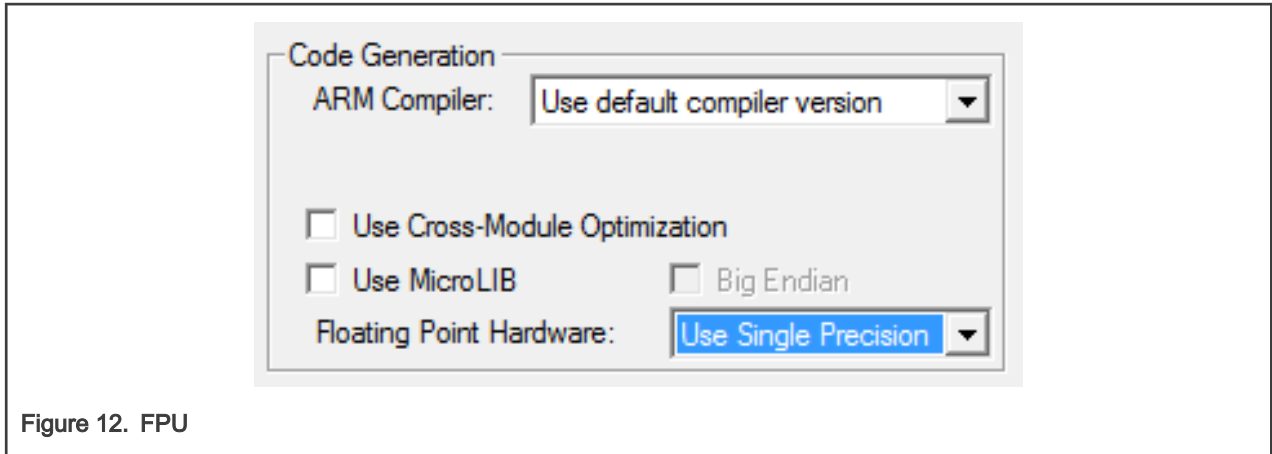


Figure 12. FPU

**PowerQuad DSP Coprocessor and Accelerator support**

Some LPC platforms (LPC55S6x) contain a hardware accelerator dedicated to common calculations in DSP applications. This section shows how to turn the PowerQuad (PQ) support for a function on and off.

1. In the main menu, go to Project > Options for Target 'Target1'..., and a dialog appears.
2. Select the C/C++ tab. See [Figure 13](#).
3. In the Include Preprocessor Symbols text box, type the following:
  - RTCESL\_PQ\_ON—to turn the hardware division and square root support on.
  - RTCESL\_PQ\_OFF—to turn the hardware division and square root support off.

If neither of these two defines is defined, the hardware division and square root support is turned off by default.

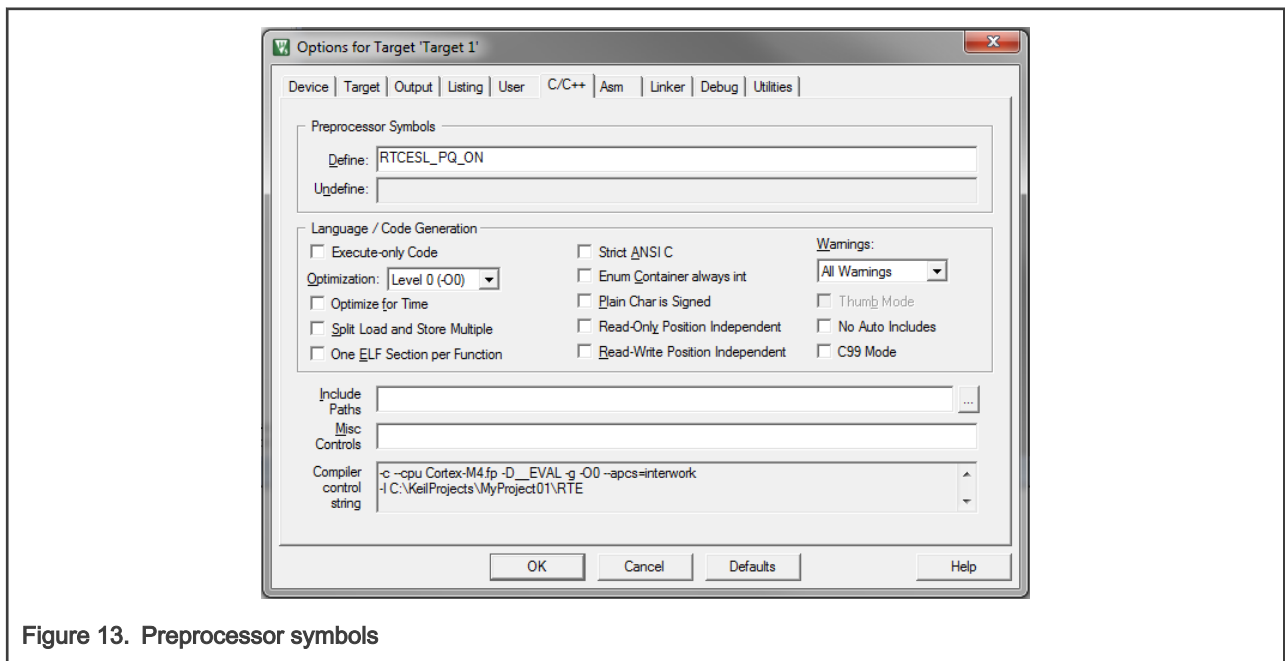


Figure 13. Preprocessor symbols

4. Click OK in the main dialog.
5. Ensure the PowerQuad module to be clocked by calling function `RTCESL_PQ_Init()`; prior to the first function using PQ module calling.

See the device reference manual to verify whether the device contains the PowerQuad DSP Coprocessor and Accelerator support.



## Linking the files into the project

To include the library files in the project, create groups and add them.

1. Right-click the Target 1 node in the left-hand part of the Project tree, and select Add Group... from the menu. A new group with the name New Group is added.
2. Click the newly created group, and press F2 to rename it to RTCESL.
3. Right-click the RTCESL node, and select Add Existing Files to Group 'RTCESL'... from the menu.
4. Navigate into the library installation folder C:\NXP\RTCESL\CM33F\_RTCESL\_4.7\_KEIL\MLIB\Include, and select the *mlib\_FP.h* file. If the file does not appear, set the Files of type filter to Text file. Click Add. See [Figure 14](#).

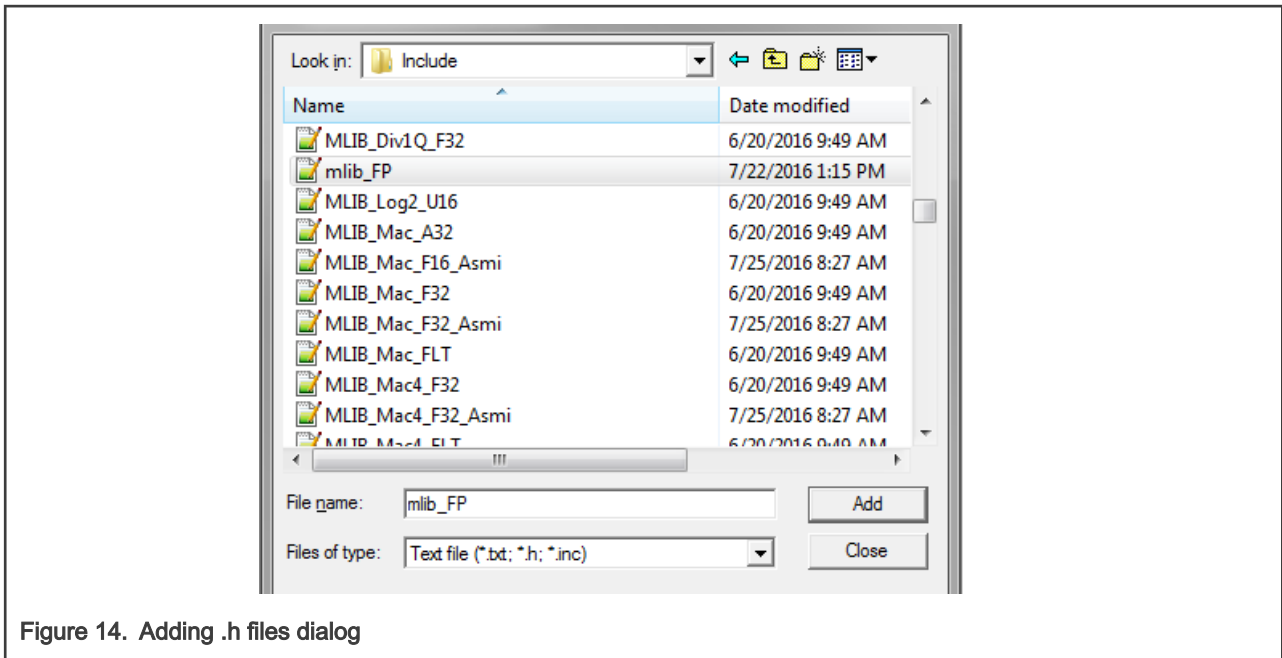


Figure 14. Adding .h files dialog

5. Navigate to the parent folder C:\NXP\RTCESL\CM33F\_RTCESL\_4.7\_KEIL\MLIB, and select the *mlib.lib* file. If the file does not appear, set the Files of type filter to Library file. Click Add. See [Figure 15](#).

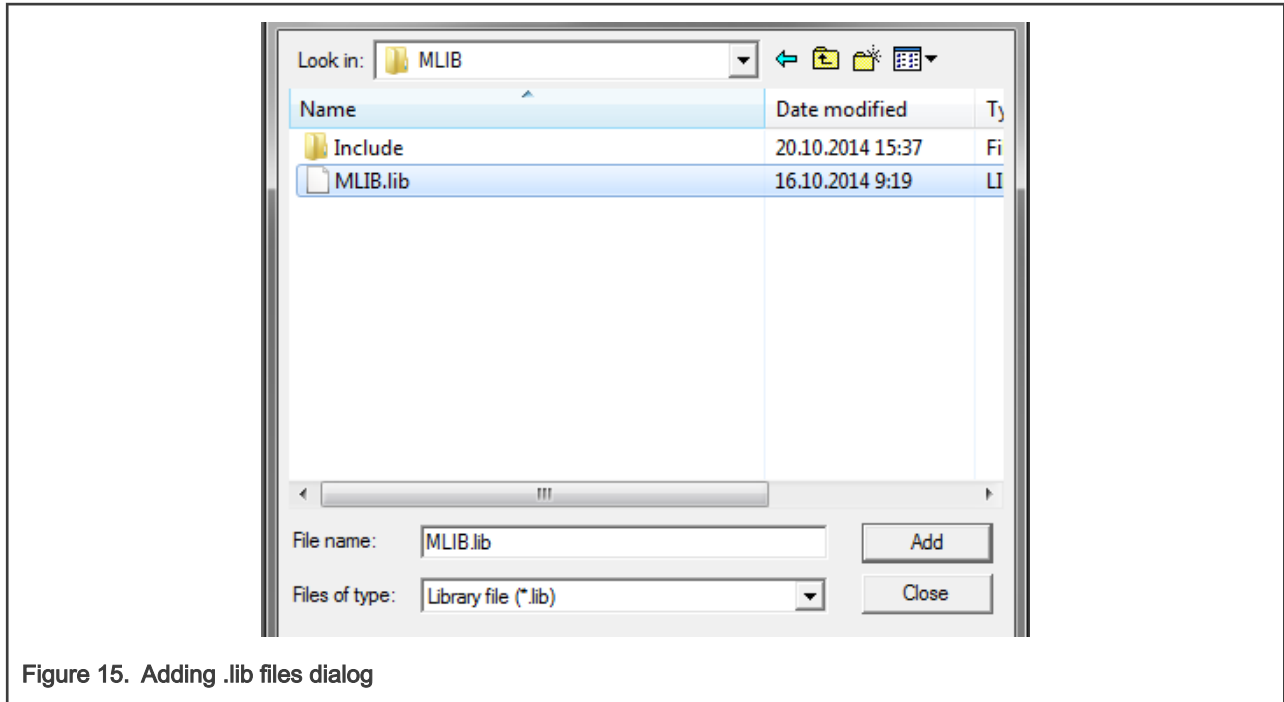


Figure 15. Adding .lib files dialog

6. Now, all necessary files are in the project tree; see Figure 16. Click Close.

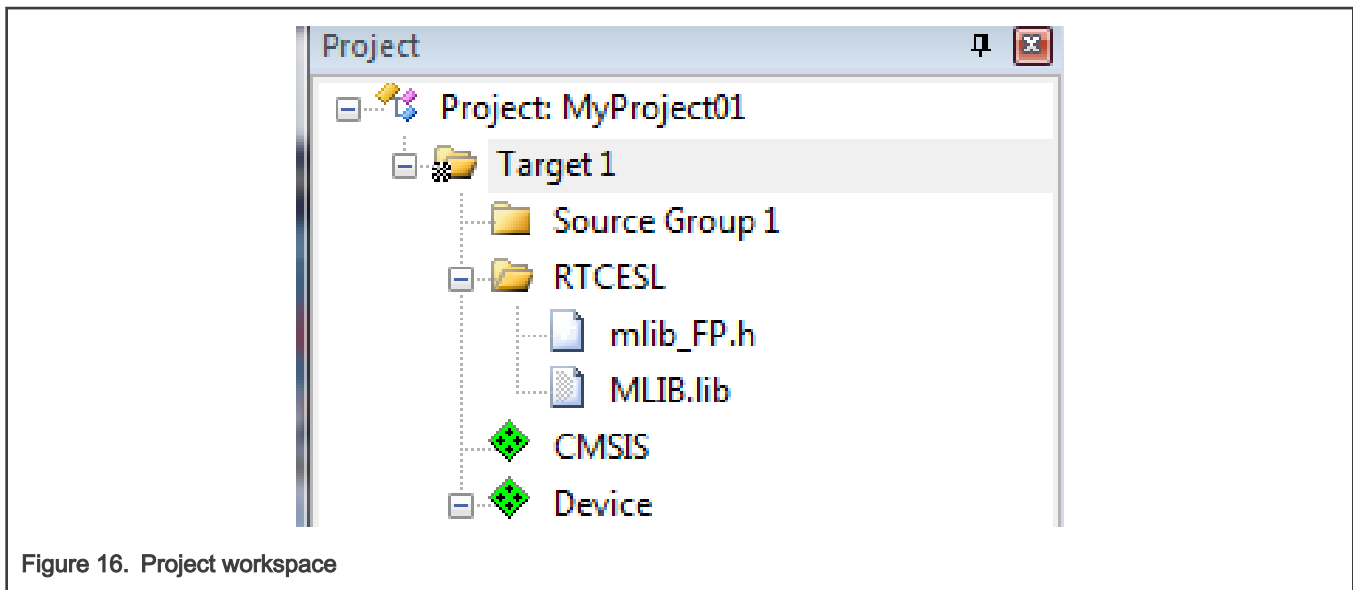


Figure 16. Project workspace

### Library path setup

The following steps show the inclusion of all dependent modules.

1. In the main menu, go to Project > Options for Target 'Target1'..., and a dialog appears.
2. Select the C/C++ tab. See Figure 17.
3. In the Include Paths text box, type the following path (if there are more paths, they must be separated by ';') or add it by clicking the ... button next to the text box:
  - "C:\NXP\RTCESL\CM33F\_RTCELSL\_4.7\_KEIL\MLIB\Include"
4. Click OK.

- Click OK in the main dialog.

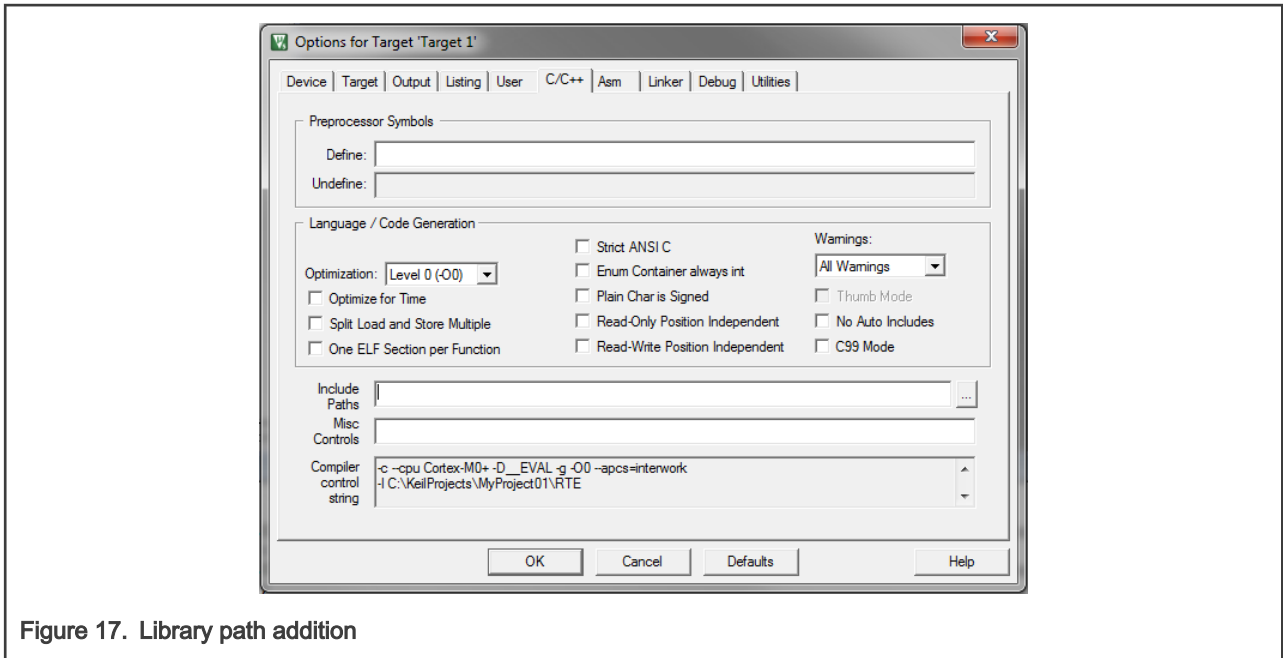


Figure 17. Library path addition

Type the `#include` syntax into the code. Include the library into a source file. In the new project, it is necessary to create a source file:

- Right-click the Source Group 1 node, and Add New Item to Group 'Source Group 1'... from the menu.
- Select the C File (.c) option, and type a name of the file into the Name box, for example '*main.c*'. See [Figure 18](#).

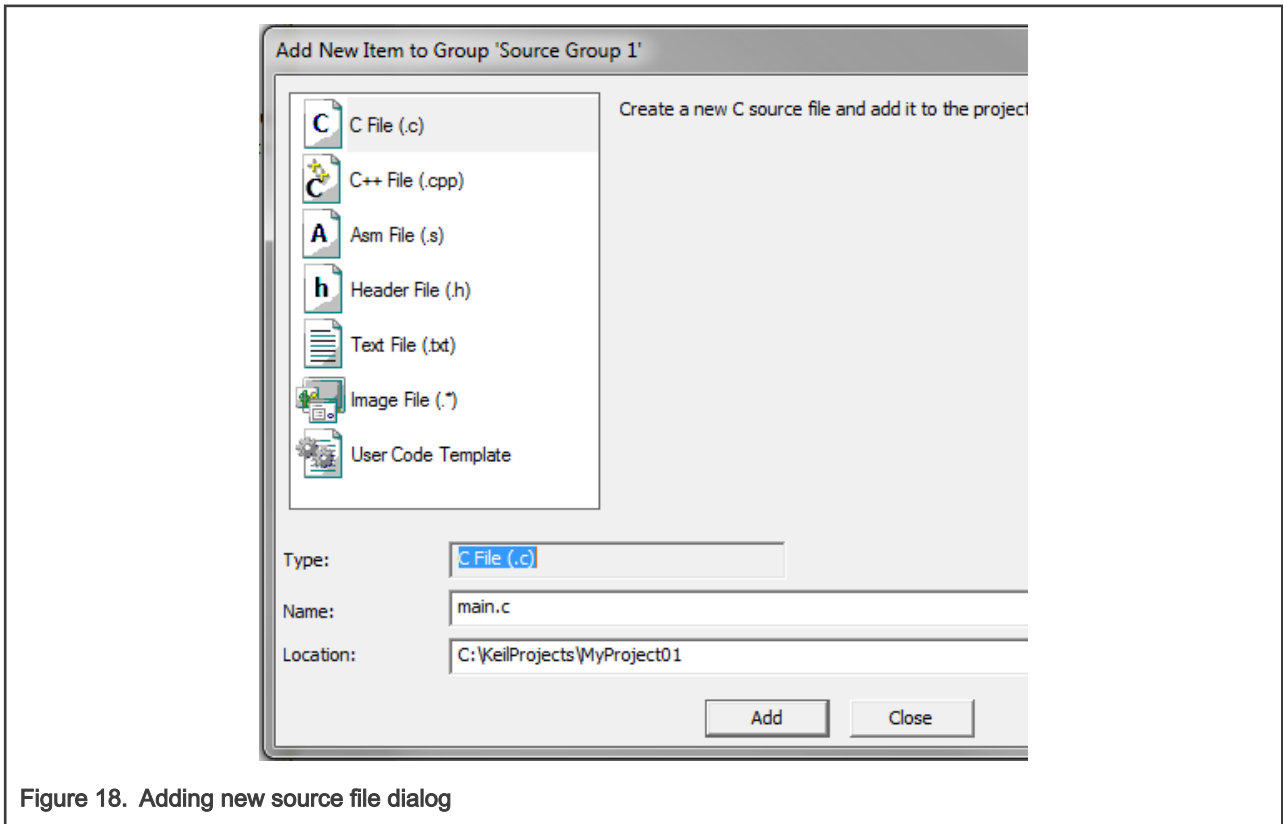


Figure 18. Adding new source file dialog

- Click Add, and a new source file is created and opened up.

- In the opened source file, include the following line into the #include section, and create a main function:

```
#include "mlib_FP.h"

int main(void)
{
    while(1);
}
```

When you click the Build (F7) icon, the project will be compiled without errors.

## 1.4 Library integration into project (IAR Embedded Workbench)

This section provides a step-by-step guide on how to quickly and easily include the MLIB into an empty project or any MCUXpresso SDK example or demo application projects using IAR Embedded Workbench. This example uses the default installation path (C:\NXP\RTCESL\CM33F\_RTCESL\_4.7\_IAR). If you have a different installation path, use that path instead. If any MCUXpresso SDK project is intended to use (for example hello\_world project) go to [Linking the files into the project](#) chapter otherwise read next chapter.

### New project (without MCUXpresso SDK)

This example uses the NXP LPC55S69 part, and the default installation path (C:\NXP\RTCESL\CM33F\_RTCESL\_4.7\_IAR) is supposed. To start working on an application, create a new project. If the project already exists and is opened, skip to the next section. Perform these steps to create a new project:

- Launch IAR Embedded Workbench.
- In the main menu, select Project > Create New Project... so that the "Create New Project" dialog appears. See [Figure 19](#).

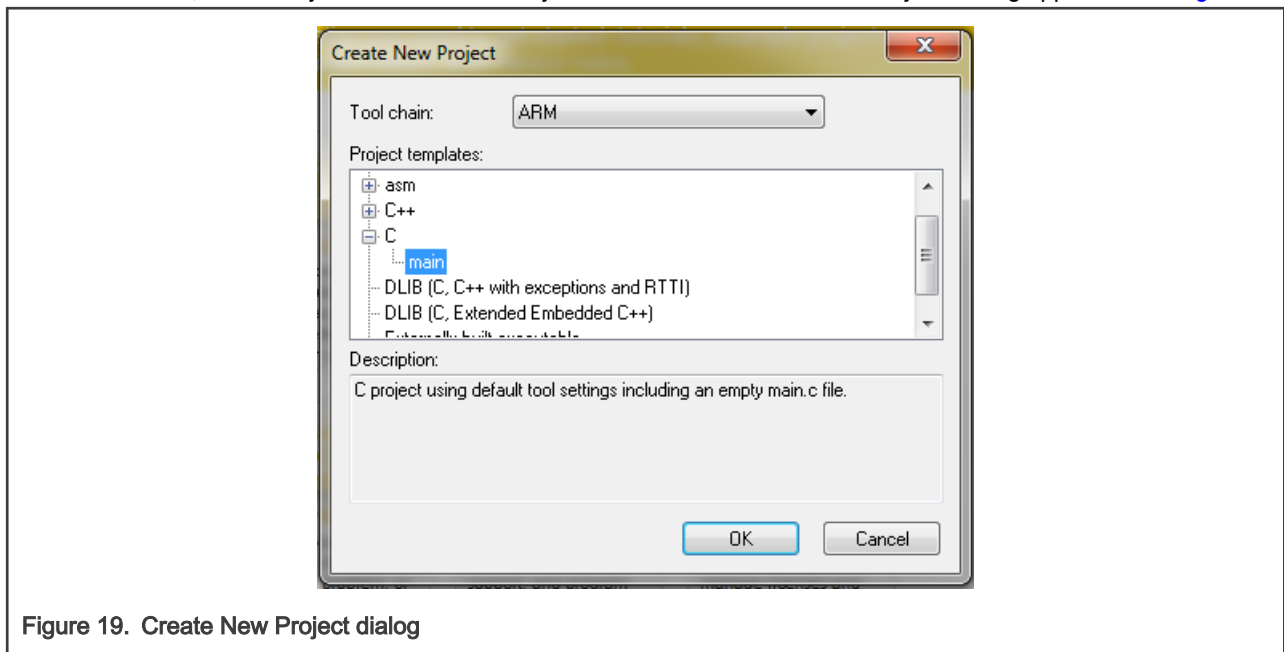


Figure 19. Create New Project dialog

- Expand the C node in the tree, and select the "main" node. Click OK.
- Navigate to the folder where you want to create the project, for example, C:\IARProjects\MyProject01. Type the name of the project, for example, MyProject01. Click Save, and a new project is created. The new project is now visible in the left-hand part of IAR Embedded Workbench. See [Figure 20](#).

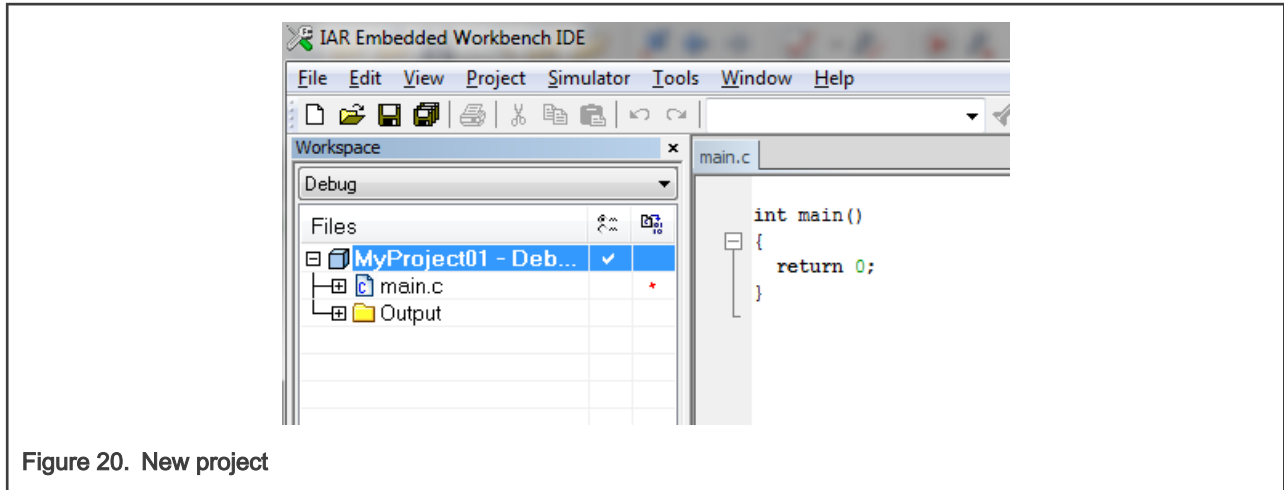


Figure 20. New project

5. In the main menu, go to Project > Options..., and a dialog appears.
6. In the Target tab, select the Device option, and click the button next to the dialog to select the MCU. In this example, select NXP > LPC55S69 > NXP LPC55S69\_core0. Select VFPv5 single precision in the FPU option. The DSP instructions group is required please check the DSP Extensions checkbox if not checked. Click OK. See [Figure 21](#).

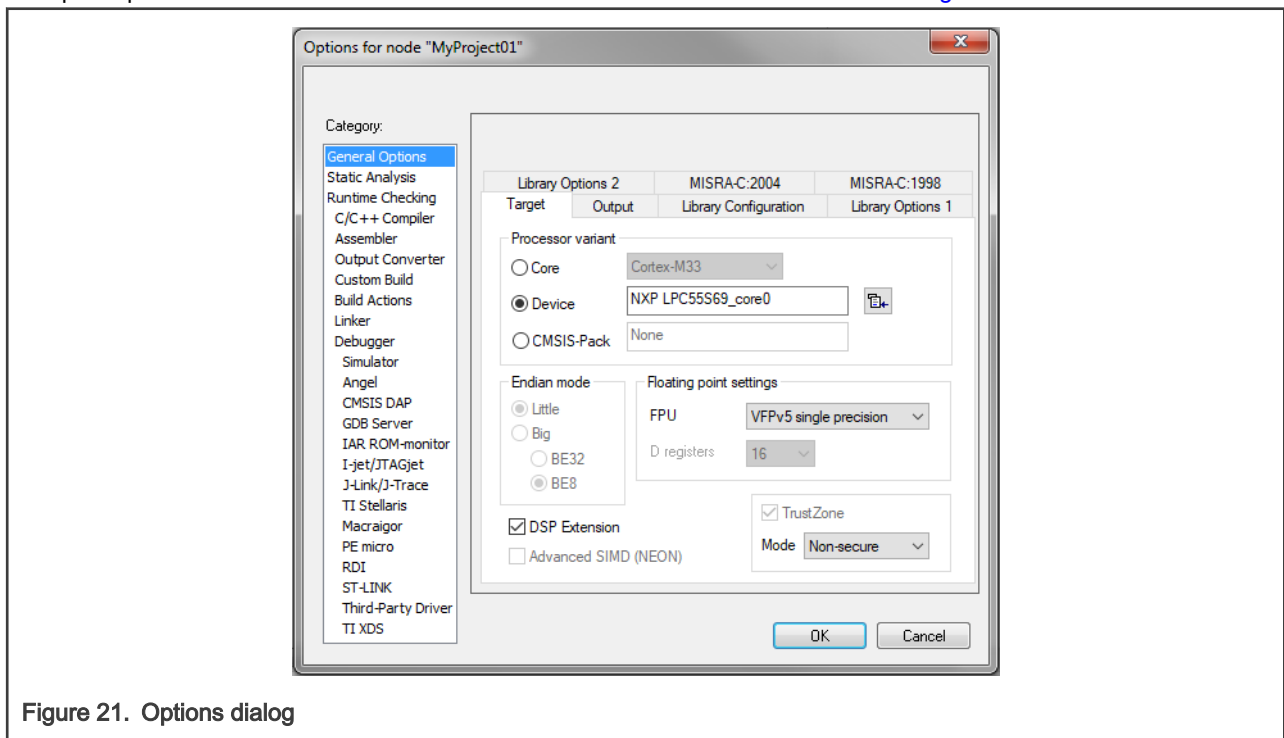


Figure 21. Options dialog

### PowerQuad DSP Coprocessor and Accelerator support

Some LPC platforms (LPC55S6x) contain a hardware accelerator dedicated to common calculations in DSP applications. Only functions running faster through the PowerQuad module than the core itself are supported and targeted to be calculated by the PowerQuad module. This section shows how to turn the PowerQuad (PQ) support for a function on and off.

1. In the main menu, go to Project > Options..., and a dialog appears.
2. In the left-hand column, select C/C++ Compiler.
3. In the right-hand part of the dialog, click the Preprocessor tab (it can be hidden in the right-hand side; use the arrow icons for navigation).

4. In the text box (at the Defined symbols: (one per line)), type the following (See [Figure 22](#)):
  - RTCESL\_PQ\_ON—to turn the PowerQuad support on.
  - RTCESL\_PQ\_OFF—to turn the PowerQuad support off.

If neither of these two defines is defined, the hardware division and square root support is turned off by default.

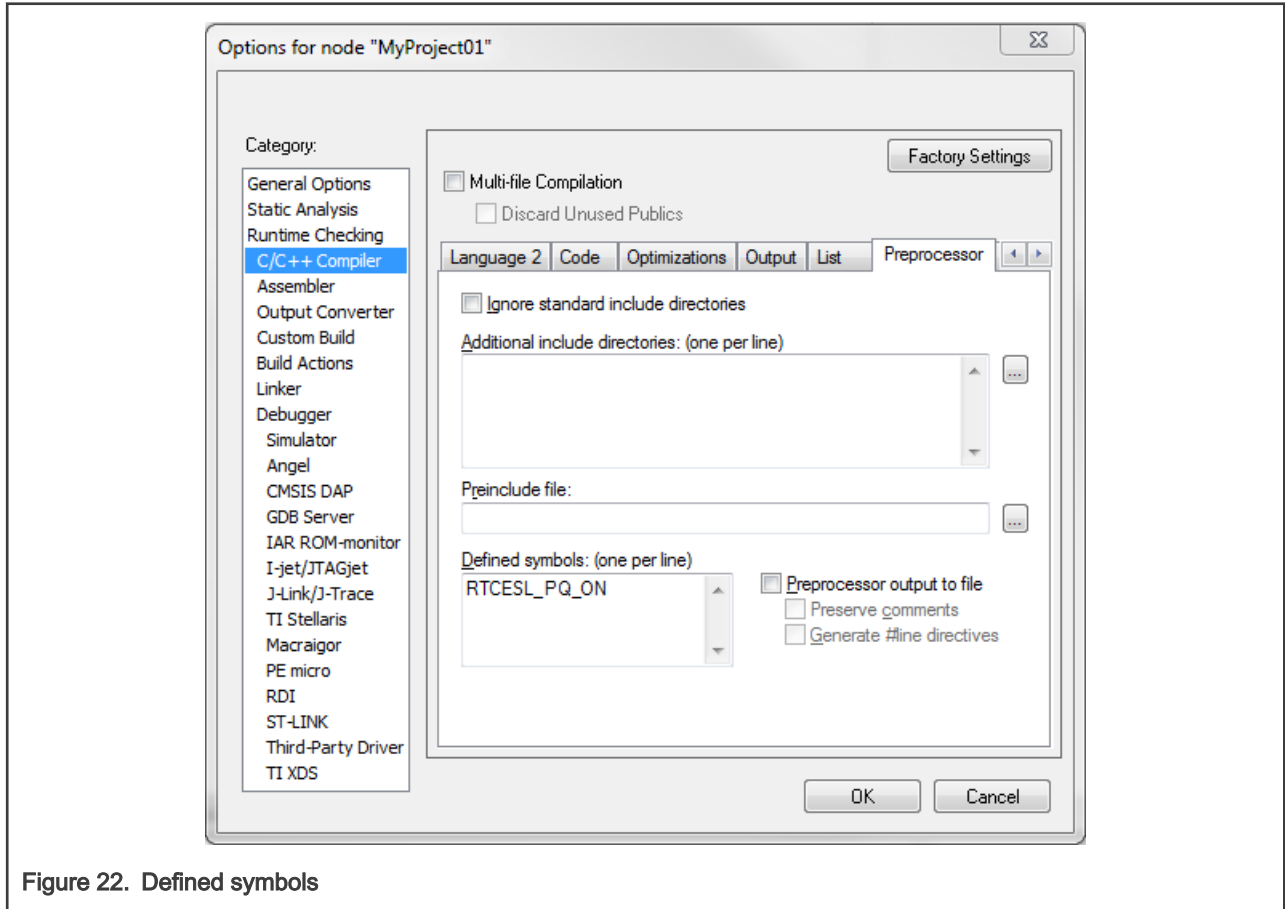


Figure 22. Defined symbols

5. Click OK in the main dialog.
6. Ensure the PowerQuad module to be clocked by calling function `RTCESL_PQ_Init()`; prior to the first function using PQ module calling.

See the device reference manual to verify whether the device contains the PowerQuad DSP Coprocessor and Accelerator support.

### Library path variable

To make the library integration easier, create a variable that will hold the information about the library path.

1. In the main menu, go to `Tools > Configure Custom Argument Variables...`, and a dialog appears.
2. Click the New Group button, and another dialog appears. In this dialog, type the name of the group `PATH`, and click OK. See [Figure 23](#).

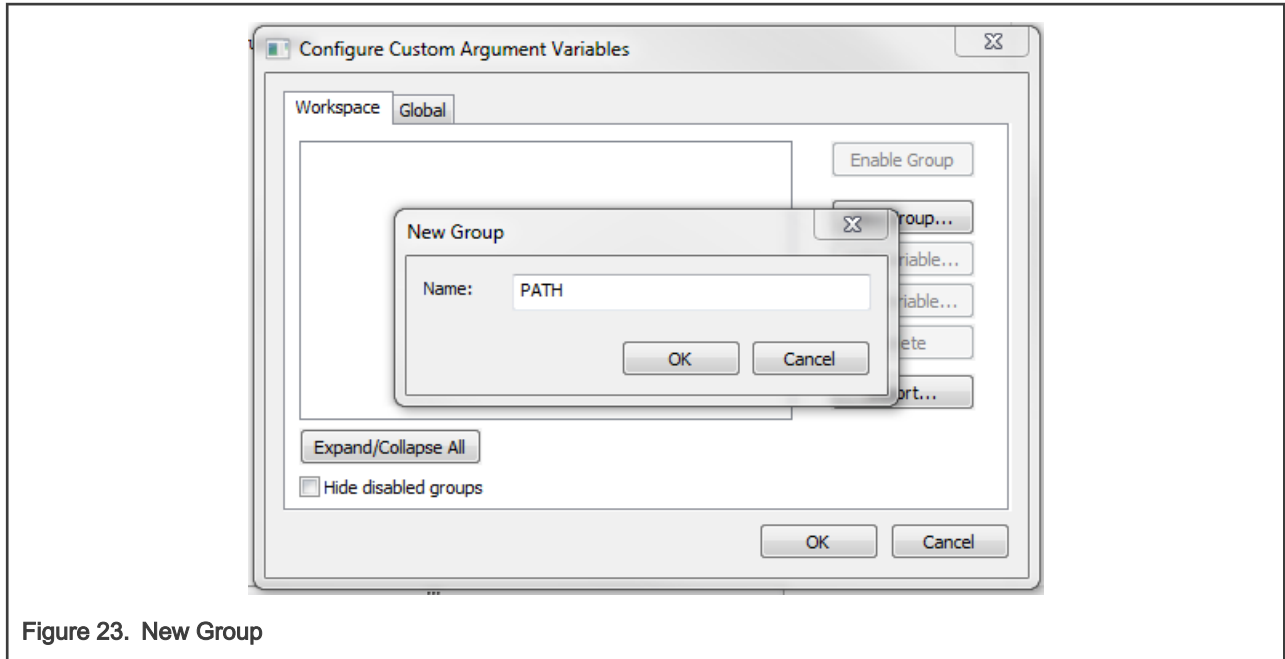


Figure 23. New Group

3. Click on the newly created group, and click the Add Variable button. A dialog appears.
4. Type this name: RTCESL\_LOC
5. To set up the value, look for the library by clicking the '...' button, or just type the installation path into the box: C:\NXP\RTCESL\CM33F\_RTCESL\_4.7\_IAR. Click OK.
6. In the main dialog, click OK. See [Figure 24](#).

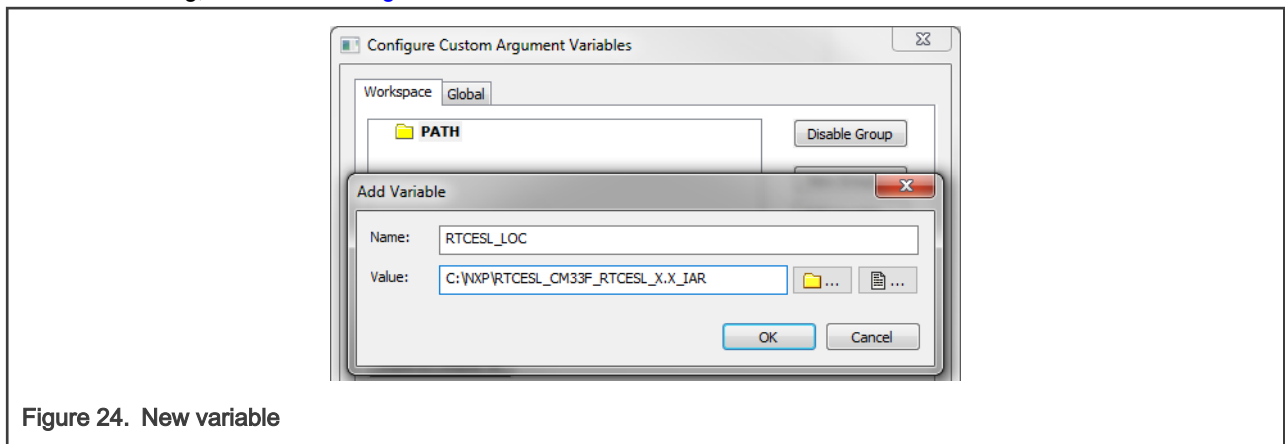


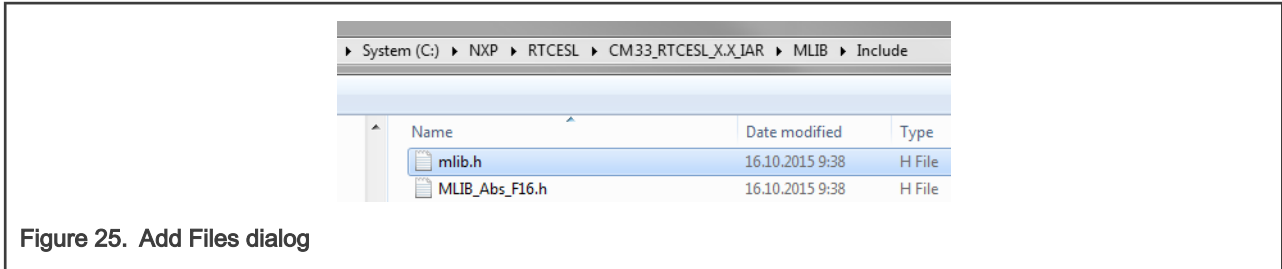
Figure 24. New variable

### Linking the files into the project

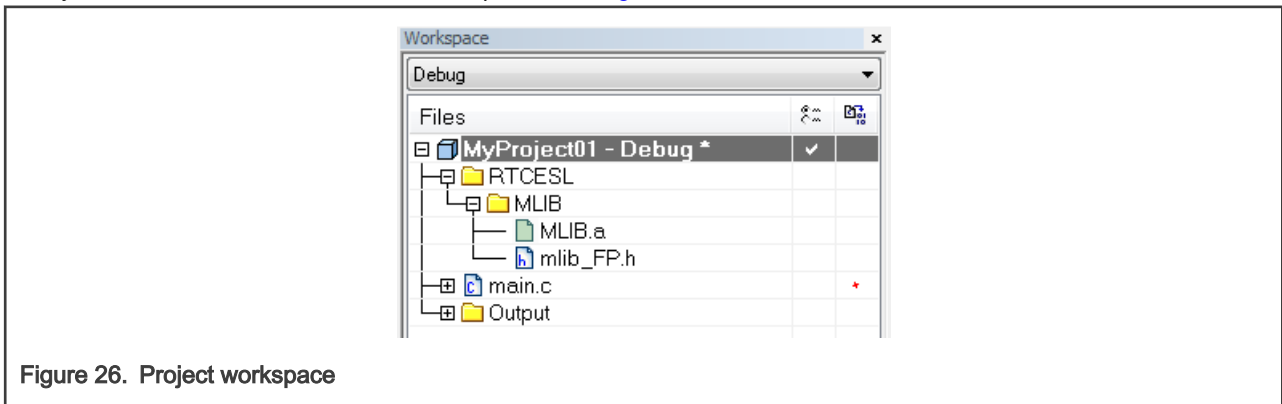
To include the library files into the project, create groups and add them.

1. Go to the main menu Project > Add Group...
2. Type RTCESL, and click OK.
3. Click on the newly created node RTCESL, go to Project > Add Group..., and create a MLIB subgroup.
4. Click on the newly created node MLIB, and go to the main menu Project > Add Files... See [Figure 26](#).
5. Navigate into the library installation folder C:\NXP\RTCESL\CM33F\_RTCESL\_4.7\_IAR\MLIB\Include, and select the *mlib.h* file. (If the file does not appear, set the file-type filter to Source Files.) Click Open. See [Figure 25](#).

- Navigate into the library installation folder C:\NXP\RTCESL\CM33F\_RTCESL\_4.7\_IAR\MLIB, and select the *mlib.a* file. If the file does not appear, set the file-type filter to Library / Object files. Click Open.



- Now you will see the files added in the workspace. See [Figure 26](#).



### Library path setup

- In the main menu, go to Project > Options..., and a dialog appears.
- In the left-hand column, select C/C++ Compiler.
- In the right-hand part of the dialog, click on the Preprocessor tab (it can be hidden in the right; use the arrow icons for navigation).
- In the text box (at the Additional include directories title), type the following folder (using the created variable):
  - \$RTCESL\_LOC\$\MLIB\Include
- Click OK in the main dialog. See [Figure 27](#).



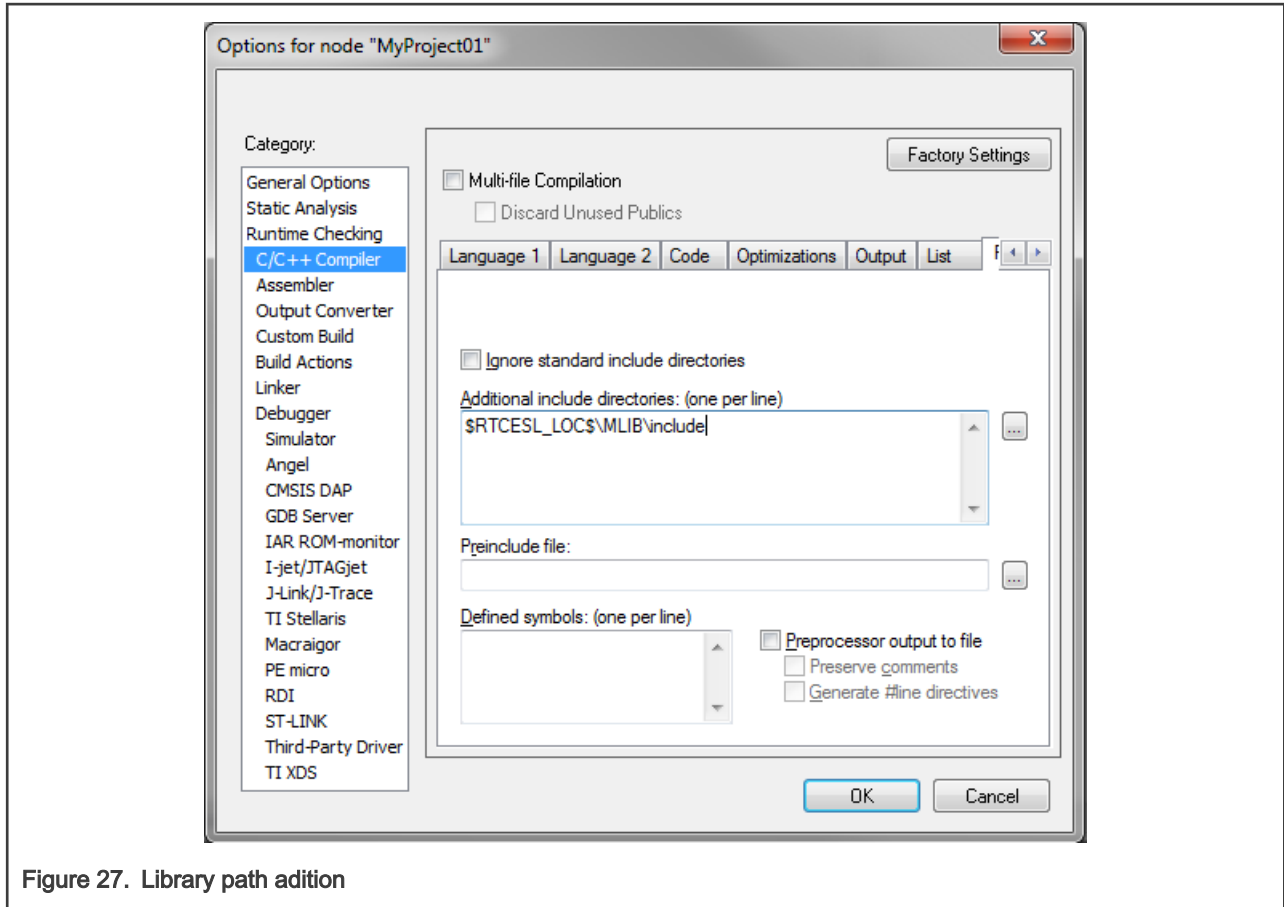


Figure 27. Library path addition

Type the `#include` syntax into the code. Include the library included into the `main.c` file. In the workspace tree, double-click the `main.c` file. After the `main.c` file opens up, include the following line into the `#include` section:

```
#include "mlib_FP.h"
```

When you click the Make icon, the project will be compiled without errors.

# Chapter 2

## Algorithms in detail

### 2.1 MLIB\_Abs

The [MLIB\\_Abs](#) functions return the absolute value of the input. The function does not saturate the output. See the following equation:

$$\text{MLIB\_Abs}(x) = |x|$$

Figure 28. Algorithm formula

#### 2.1.1 Available versions

This function is available in the following versions:

- Fractional output - the output is the fractional portion of the result; the result is within the range  $<-1 ; 1$ ). The result may overflow.
- Floating-point output - the output is a floating-point number; the result is a non-negative value.

The available versions of the [MLIB\\_Abs](#) function are shown in the following table.

Table 2. Function versions

Function name	Input type	Result type	Description
MLIB_Abs_F16	<a href="#">frac16_t</a>	<a href="#">frac16_t</a>	Absolute value of a 16-bit fractional value. The output is within the range $<-1 ; 1$ ).
MLIB_Abs_F32	<a href="#">frac32_t</a>	<a href="#">frac32_t</a>	Absolute value of a 32-bit fractional value. The output is within the range $<-1 ; 1$ ).
MLIB_Abs_FLT	<a href="#">float_t</a>	<a href="#">float_t</a>	Absolute value of a 32-bit single precision floating-point value. The output is a non-negative value.

#### 2.1.2 Declaration

The available [MLIB\\_Abs](#) functions have the following declarations:

```
frac16_t MLIB_Abs_F16(frac16_t f16Val)
frac32_t MLIB_Abs_F32(frac32_t f32Val)
float_t MLIB_Abs_FLT(float_t fltVal)
```

#### 2.1.3 Function use

The use of the [MLIB\\_Abs](#) function is shown in the following examples:

##### Fixed-point version:

```
#include "mlib.h"

static frac32_t f32Result;
static frac32_t f32Val;

void main(void)
{
```

```

f32Val = FRAC32(-0.354);          /* f32Val = -0.354 */

/* f32Result = |f32Val| */
f32Result = MLIB_Abs_F32(f32Val);
}

```

**Floating-point version:**

```

#include "mlib.h"

static float_t fltResult;
static float_t fltVal;

void main(void)
{
    fltVal = -0.354F;          /* fltVal = -0.354 */

    /* fltResult = |fltVal| */
    fltResult = MLIB_Abs_FLT(fltVal);
}

```

## 2.2 MLIB\_AbsSat

The [MLIB\\_AbsSat](#) functions return the absolute value of the input. The function saturates the output. See the following equation:

$$\text{MLIB\_AbsSat}(x) = |x|$$

Figure 29. Algorithm formula

### 2.2.1 Available versions

This function is available in the following versions:

- Fractional output - the output is the fractional portion of the result; the result is within the range  $\langle 0 ; 1 \rangle$ . The result may saturate.

The available versions of the [MLIB\\_AbsSat](#) function are shown in the following table.

Table 3. Function versions

Function name	Input type	Result type	Description
MLIB_AbsSat_F16	<a href="#">frac16_t</a>	<a href="#">frac16_t</a>	Absolute value of a 16-bit fractional value. The output is within the range $\langle 0 ; 1 \rangle$ .
MLIB_AbsSat_F32	<a href="#">frac32_t</a>	<a href="#">frac32_t</a>	Absolute value of a 32-bit fractional value. The output is within the range $\langle 0 ; 1 \rangle$ .

### 2.2.2 Declaration

The available [MLIB\\_AbsSat](#) functions have the following declarations:

```

frac16_t MLIB_AbsSat_F16(frac16_t f16Val)
frac32_t MLIB_AbsSat_F32(frac32_t f32Val)

```

### 2.2.3 Function use

The use of the `MLIB_AbsSat` function is shown in the following example:

```
#include "mlib.h"

static frac16_t f16Val, f16Result;

void main(void)
{
    f16Val = FRAC16(-0.835);          /* f16Val = -0.835 */

    /* f16Result = sat(|f16Val|)      */
    f16Result = MLIB_AbsSat_F16(f16Val);
}
```

## 2.3 MLIB\_Add

The `MLIB_Add` functions return the sum of two addends. The function does not saturate the output. See the following equation:

$$MLIB\_Add(a, b) = a + b$$

**Figure 30. Algorithm formula**

### 2.3.1 Available versions

This function is available in the following versions:

- Fractional output - the output is the fractional portion of the result; the result is within the range <-1 ; 1). The result may overflow.
- Accumulator output with fractional inputs - the output is the accumulator type, where the result can be out of the range <-1 ; 1). The inputs are the fractional values only.
- Accumulator output with mixed inputs - the output is the accumulator type, where the result can be out of the range <-1 ; 1). The inputs are the accumulator and fractional values. The result may overflow.
- Floating-point output - the output is a floating-point number; the result is within the full range.

The available versions of the `MLIB_Add` function are shown in the following table.

**Table 4. Function versions**

Function name	Input type		Result type	Description
	Addend 1	Addend 2		
MLIB_Add_F16	frac16_t	frac16_t	frac16_t	Addition of two 16-bit fractional addends. The output is within the range <-1 ; 1).
MLIB_Add_F32	frac32_t	frac32_t	frac32_t	Addition of two 32-bit fractional addends. The output is within the range <-1 ; 1).
MLIB_Add_A32ss	frac16_t	frac16_t	acc32_t	Addition of two 16-bit fractional addends; the result is a 32-bit accumulator. The output may be out of the range <-2 ; 2>.
MLIB_Add_A32as	acc32_t	frac16_t	acc32_t	A 16-bit fractional addend is added to a 32-bit accumulator. The output may be out of the range <-2 ; 2>.

*Table continues on the next page...*

Table 4. Function versions (continued)

Function name	Input type		Result type	Description
	Addend 1	Addend 2		
MLIB_Add_FLT	float_t	float_t	float_t	Addition of two 32-bit single precision floating-point addends. The output is within the full range.

### 2.3.2 Declaration

The available [MLIB\\_Add](#) functions have the following declarations:

```
frac16_t MLIB_Add_F16(frac16_t f16Add1, frac16_t f16Add2)
frac32_t MLIB_Add_F32(frac32_t f32Add1, frac32_t f32Add2)
acc32_t MLIB_Add_A32ss(frac16_t f16Add1, frac16_t f16Add2)
acc32_t MLIB_Add_A32as(acc32_t a32Accum, frac16_t f16Add)
float_t MLIB_Add_FLT(float_t fltAdd1, float_t fltAdd2)
```

### 2.3.3 Function use

The use of the [MLIB\\_Add](#) function is shown in the following examples:

#### Fixed-point version:

```
#include "mlib.h"

static acc32_t a32Result;
static frac16_t f16Add1, f16Add2;

void main(void)
{
    f16Add1 = FRAC16(-0.8);      /* f16Add1 = -0.8 */
    f16Add2 = FRAC16(-0.5);      /* f16Add2 = -0.5 */

    /* a32Result = f16Add1 + f16Add2 */
    a32Result = MLIB_Add_A32ss(f16Add1, f16Add2);
}
```

#### Floating-point version:

```
#include "mlib.h"

static float_t fltResult;
static float_t fltAdd1, fltAdd2;

void main(void)
{
    fltAdd1 = -0.8F;             /* fltAdd1 = -0.8 */
    fltAdd2 = -0.5F;             /* fltAdd2 = -0.5 */

    /* fltResult = fltAdd1 + fltAdd2 */
    fltResult = MLIB_Add_FLT(fltAdd1, fltAdd2);
}
```

## 2.4 MLIB\_AddSat

The `MLIB_AddSat` functions return the sum of two addends. The function saturates the output. See the following equation:

$$\text{MLIB\_AddSat}(a, b) = \begin{cases} 1, & a+b > 1 \\ -1, & a+b < -1 \\ a+b, & \text{else} \end{cases}$$

Figure 31. Algorithm formula

### 2.4.1 Available versions

This function is available in the following versions:

- Fractional output - the output is the fractional portion of the result; the result is within the range  $<-1 ; 1$ ). The result may saturate.

The available versions of the `MLIB_AddSat` function are shown in the following table.

Table 5. Function versions

Function name	Input type		Result type	Description
	Addend 1	Addend 2		
<code>MLIB_AddSat_F16</code>	<code>frac16_t</code>	<code>frac16_t</code>	<code>frac16_t</code>	Addition of two 16-bit fractional addends. The output is within the range $<-1 ; 1$ ).
<code>MLIB_AddSat_F32</code>	<code>frac32_t</code>	<code>frac32_t</code>	<code>frac32_t</code>	Addition of two 32-bit fractional addends. The output is within the range $<-1 ; 1$ ).

### 2.4.2 Declaration

The available `MLIB_AddSat` functions have the following declarations:

```
frac16_t MLIB_Add_F16(frac16_t f16Add1, frac16_t f16Add2)
frac32_t MLIB_Add_F32(frac32_t f32Add1, frac32_t f32Add2)
```

### 2.4.3 Function use

The use of the `MLIB_AddSat` function is shown in the following example:

```
#include "mlib.h"

static frac32_t f32Add1, f32Add2, f32Result;

void main(void)
{
    f32Add1 = FRAC32(-0.8);          /* f32Add1 = -0.8 */
    f32Add2 = FRAC32(-0.5);          /* f32Add2 = -0.5 */

    /* f32Result = sat(f32Add1 + f32Add2) */
    f32Result = MLIB_AddSat_F32(f32Add1, f32Add2);
}
```

## 2.5 MLIB\_Add4

The [MLIB\\_Add4](#) functions return the sum of four addends. The function does not saturate the output. See the following equation:

$$\text{MLIB\_Add4}(a, b, c, d) = a + b + c + d$$

Figure 32. Algorithm formula

### 2.5.1 Available versions

This function is available in the following versions:

- Fractional output - the output is the fractional portion of the result; the result is within the range  $<-1 ; 1$ ). The result may overflow.
- Floating-point output - the output is a floating-point number; the result is within the full range.

The available versions of the [MLIB\\_Add4](#) function are shown in the following table.

Table 6. Function versions

Function name	Input type				Result type	Description
	Add. 1	Add. 2	Add. 3	Add. 4		
MLIB_Add4_F16	<a href="#">frac16_t</a>	<a href="#">frac16_t</a>	<a href="#">frac16_t</a>	<a href="#">frac16_t</a>	<a href="#">frac16_t</a>	Addition of four 16-bit fractional addends. The output is within the range $<-1 ; 1$ ).
MLIB_Add4_F32	<a href="#">frac32_t</a>	<a href="#">frac32_t</a>	<a href="#">frac32_t</a>	<a href="#">frac32_t</a>	<a href="#">frac32_t</a>	Addition of four 32-bit fractional addends. The output is within the range $<-1 ; 1$ ).
MLIB_Add4_FLT	<a href="#">float_t</a>	<a href="#">float_t</a>	<a href="#">float_t</a>	<a href="#">float_t</a>	<a href="#">float_t</a>	Addition of four 32-bit single precision floating-point addends. The output is within the full range.

### 2.5.2 Declaration

The available [MLIB\\_Add4](#) functions have the following declarations:

```
frac16_t MLIB_Add4_F16(frac16_t f16Add1, frac16_t f16Add2, frac16_t f16Add3, frac16_t f16Add4)

frac32_t MLIB_Add4_F32(frac32_t f32Add1, frac32_t f32Add2, frac32_t f32Add3, frac32_t f32Add4)

float_t MLIB_Add4_FLT(float_t fltAdd1, float_t fltAdd2, float_t fltAdd3, float_t fltAdd4)
```

### 2.5.3 Function use

The use of the [MLIB\\_Add4](#) function is shown in the following examples:

#### Fixed-point version:

```
#include "mlib.h"

static frac32_t f32Result;
static frac32_t f32Add1, f32Add2, f32Add3, f32Add4;

void main(void)
```

```

{
  f32Add1 = FRAC32(-0.3);      /* f32Add1 = -0.3 */
  f32Add2 = FRAC32(0.5);      /* f32Add2 = 0.5 */
  f32Add3 = FRAC32(-0.2);     /* f32Add3 = -0.2 */
  f32Add4 = FRAC32(-0.4);     /* f32Add4 = -0.4 */

  /* f32Result = f32Add1 + f32Add2 + f32Add3 + f32Add4 */
  f32Result = MLIB_Add4_F32(f32Add1, f32Add2, f32Add3, f32Add4);
}

```

**Floating-point version:**

```

#include "mlib.h"

static float_t fltResult;
static float_t fltAdd1, fltAdd2, fltAdd3, fltAdd4;

void main(void)
{
  fltAdd1 = -0.3F;           /* fltAdd1 = -0.3 */
  fltAdd2 = 0.5F;           /* fltAdd2 = 0.5 */
  fltAdd3 = -0.2F;          /* fltAdd3 = -0.2 */
  fltAdd4 = -0.4F;          /* fltAdd4 = -0.4 */

  /* fltResult = fltAdd1 + fltAdd2 + fltAdd3 + fltAdd4 */
  fltResult = MLIB_Add4_FLT(fltAdd1, fltAdd2, fltAdd3, fltAdd4);
}

```

## 2.6 MLIB\_Add4Sat

The [MLIB\\_Add4Sat](#) functions return the sum of four addends. The function saturates the output. See the following equation:

$$\text{MLIB\_Add4Sat}(a, b, c, d) = \begin{cases} 1, & a+b+c+d > 1 \\ -1, & a+b+c+d < -1 \\ a+b+c+d, & \text{else} \end{cases}$$

**Figure 33. Algorithm formula**

### 2.6.1 Available versions

This function is available in the following versions:

- Fractional output - the output is the fractional portion of the result; the result is within the range <-1 ; 1). The result may saturate.

The available versions of the [MLIB\\_Add4Sat](#) function are shown in the following table.

**Table 7. Function versions**

Function name	Input type				Result type	Description
	Add. 1	Add. 2	Add. 3	Add. 4		
MLIB_Add4Sat_F16	frac16_t	frac16_t	frac16_t	frac16_t	frac16_t	Addition of four 16-bit fractional addends. The output is within the range <-1 ; 1).

*Table continues on the next page...*



Table 7. Function versions (continued)

Function name	Input type				Result type	Description
	Add. 1	Add. 2	Add. 3	Add. 4		
MLIB_Add4Sat_F32	frac32_t	frac32_t	frac32_t	frac32_t	frac32_t	Addition of four 32-bit fractional addends. The output is within the range <-1 ; 1).

## 2.6.2 Declaration

The available [MLIB\\_Add4Sat](#) functions have the following declarations:

```
frac16_t MLIB_Add4Sat_F16(frac16_t f16Add1, frac16_t f16Add2, frac16_t f16Add3, frac16_t f16Add4)

frac32_t MLIB_Add4Sat_F32(frac32_t f32Add1, frac32_t f32Add2, frac32_t f32Add3, frac32_t f32Add4)
```

## 2.6.3 Function use

The use of the [MLIB\\_Add4Sat](#) function is shown in the following example:

```
#include "mlib.h"

static frac16_t f16Result, f16Add1, f16Add2, f16Add3, f16Add4;

void main(void)
{
    f16Add1 = FRAC16(-0.7);    /* f16Add1 = -0.7 */
    f16Add2 = FRAC16(0.9);    /* f16Add2 = 0.9 */
    f16Add3 = FRAC16(0.4);    /* f16Add3 = 0.4 */
    f16Add4 = FRAC16(0.7);    /* f16Add4 = 0.7 */

    /* f16Result = sat(f16Add1 + f16Add2 + f16Add3 + f16Add4) */
    f16Result = MLIB_Add4Sat_F16(f16Add1, f16Add2, f16Add3, f16Add4);
}
```

## 2.7 MLIB\_Clb

The [MLIB\\_Clb](#) functions return the number of leading bits of the input. If the input is 0, it returns the size of the type minus one.

### 2.7.1 Available versions

This function is available in the following versions:

- Integer output with fractional input - the output is the unsigned integer value when the input is fractional; the result is greater than or equal to 0.

The available versions of the [MLIB\\_Clb](#) function are shown in the following table.

Table 8. Function versions

Function name	Input type	Result type	Description
MLIB_Clb_U16s	<a href="#">frac16_t</a>	<a href="#">uint16_t</a>	Counts the leading bits of a 16-bit fractional value. The output is within the range <0 ; 15>.
MLIB_Clb_U16l	<a href="#">frac32_t</a>	<a href="#">uint16_t</a>	Counts the leading bits of a 32-bit fractional value. The output is within the range <0 ; 31>.

## 2.7.2 Declaration

The available [MLIB\\_Clb](#) functions have the following declarations:

```
uint16_t MLIB_Clb_U16s(frac16\_t f16Val)
uint16_t MLIB_Clb_U16l(frac32\_t f32Val)
```

## 2.7.3 Function use

The use of the [MLIB\\_Clb](#) function is shown in the following example:

```
#include "mlib.h"

static uint16\_t u16Result;
static frac32\_t f32Val;

void main(void)
{
    f32Val = FRAC32(0.00000452);          /* f32Val = 0.00000452 */

    /* u16Result = clb(f32Val) */
    u16Result = MLIB_Clb_U16l(f32Val);
}
```

## 2.8 MLIB\_Conv

The [MLIB\\_Conv](#) functions return the input value, converted to the output type.

### 2.8.1 Available versions

This function is available in the following versions:

- Fractional output - the output is the fractional portion of the result; the result is within the range <-1 ; 1).
- Accumulator output - the output is the accumulator type, where the result may be out of the range <-1 ; 1).
- Floating-point output - the output is a floating-point number; the result is within the range <-1 ; 1)

The available versions of the [MLIB\\_Conv](#) function are shown in the following table.

Table 9. Function versions

Function name	Input type	Result type	Description
MLIB_Conv_F16l	<a href="#">frac32_t</a>	<a href="#">frac16_t</a>	Conversion of a 32-bit fractional value to a 16-bit fractional value. The output is within the range <-1 ; 1).

*Table continues on the next page...*

Table 9. Function versions (continued)

Function name	Input type	Result type	Description
MLIB_Conv_F16f	float_t	frac16_t	Conversion of a 32-bit single precision floating-point value to a 16-bit fractional value. The output is within the range <-1 ; 1). If the result is out of this range, it is saturated.
MLIB_Conv_F32s	frac16_t	frac32_t	Conversion of a 16-bit fractional value to a 32-bit fractional value. The output is within the range <-1 ; 1).
MLIB_Conv_F32f	float_t	frac32_t	Conversion of a 32-bit single precision floating-point value to a 32-bit fractional value. The output is within the range <-1 ; 1). If the result is out of this range, it is saturated.
MLIB_Conv_A32f	float_t	acc32_t	Conversion of a 32-bit single precision floating-point value to a 32-bit accumulator value. The output is within the range <-65536.0 ; 65536.0). If the result is out of this range, it is saturated.
MLIB_Conv_FLTs	frac16_t	float_t	Conversion of a 16-bit fractional value to a 32-bit single precision floating-point value. The output is within the range <-1 ; 1).
MLIB_Conv_FLTl	frac32_t	float_t	Conversion of a 32-bit fractional value to a 32-bit single precision floating-point value. The output is within the range <-1 ; 1).
MLIB_Conv_FLTa	acc32_t	float_t	Conversion of a 32-bit accumulator value to a 32-bit single precision floating-point value. The output is within the range <-65536.0 ; 65536.0).

## 2.8.2 Declaration

The available `MLIB_Conv` functions have the following declarations:

```
frac16_t MLIB_Conv_F16f(frac32_t f32Val)
frac16_t MLIB_Conv_F16f(float_t fltVal)
frac32_t MLIB_Conv_F32s(frac16_t f16Val)
frac32_t MLIB_Conv_F32f(float_t fltVal)
acc32_t MLIB_Conv_A32f(float_t fltVal)
float_t MLIB_Conv_FLTs(frac16_t f16Val)
float_t MLIB_Conv_FLTl(frac32_t f32Val)
float_t MLIB_Conv_FLTa(acc32_t a32Val)
```

## 2.8.3 Function use

The use of the `MLIB_Conv` function is shown in the following examples:

### Fixed-point version:

```
#include "mlib.h"

static frac32_t f32Result;
static frac16_t f16Val;

void main(void)
{
    f16Val = FRAC16(-0.5);          /* f16Val = -0.5 */

    /* f32Result = (frac32_t)f16Val << 16 */
```

```
f32Result = MLIB_Conv_F32s(f16Val);
}
```

**Floating-point version:**

```
#include "mlib.h"

static float_t fltResult;
static frac16_t f16Val;

void main(void)
{
    f16Val = FRAC16(0.3);          /* f16Val = 0.3 */

    /* fltResult = (float_t)(f16Val/2^15) */
    fltResult = MLIB_Conv_FLTs(f16Val);
}
```

## 2.9 MLIB\_Div

The [MLIB\\_Div](#) functions return the fractional division of the numerator and denominator. The function does not saturate the output. See the following equation:

**Figure 34. Algorithm formula**

### 2.9.1 Available versions

This function is available in the following versions:

- Fractional output - the output is the fractional portion of the result; the result is within the range <-1 ; 1). The function is only defined for: |nominator| < |denominator|. The function returns undefined results out of this condition.
- Accumulator output - the output is the accumulator type, where the result may be out of the range <-1 ; 1).
- Floating-point output - the output is a floating-point number; the result is within the full range.

The available versions of the [MLIB\\_Div](#) function are shown in the following table:

**Table 10. Function versions**

Function name	Input type		Result type	Description
	Num.	Denom.		
MLIB_Div_F16	frac16_t	frac16_t	frac16_t	Division of a 16-bit fractional numerator and denominator. The output is within the range <-1 ; 1).
MLIB_Div_F16ls	frac32_t	frac16_t	frac16_t	Division of a 32-bit fractional numerator by a 16-bit fractional denominator; the output is a 16-bit fractional result. The output is within the range <-1 ; 1).
MLIB_Div_F16ll	frac32_t	frac32_t	frac16_t	Division of a 32-bit fractional numerator and denominator; the output is a 16-bit fractional result. The output is within the range <-1 ; 1).

*Table continues on the next page...*

Table 10. Function versions (continued)

Function name	Input type		Result type	Description
	Num.	Denom.		
MLIB_Div_F32ls	<a href="#">frac32_t</a>	<a href="#">frac16_t</a>	<a href="#">frac32_t</a>	Division of a 32-bit fractional numerator by a 16-bit fractional denominator; the output is a 32-bit fractional result. The output is within the range <-1 ; 1).
MLIB_Div_F32	<a href="#">frac32_t</a>	<a href="#">frac32_t</a>	<a href="#">frac32_t</a>	Division of a 32-bit fractional numerator and denominator. The output is within the range <-1 ; 1).
MLIB_Div_A32ss	<a href="#">frac16_t</a>	<a href="#">frac16_t</a>	<a href="#">acc32_t</a>	Division of a 16-bit fractional numerator and denominator; the output is a 32-bit accumulator result. The output may be out of the range <-65536 ; 65536).
MLIB_Div_A32ls	<a href="#">frac32_t</a>	<a href="#">frac16_t</a>	<a href="#">acc32_t</a>	Division of a 32-bit fractional numerator by a 16-bit fractional denominator; the output is a 32-bit accumulator result. The output may be out of the range <-65536 ; 65536).
MLIB_Div_A32ll	<a href="#">frac32_t</a>	<a href="#">frac32_t</a>	<a href="#">acc32_t</a>	Division of a 32-bit fractional numerator and denominator; the output is a 32-bit accumulator result. The output may be out of the range <-65536 ; 65536).
MLIB_Div_A32as	<a href="#">acc32_t</a>	<a href="#">frac16_t</a>	<a href="#">acc32_t</a>	Division of a 32-bit accumulator numerator by a 16-bit fractional denominator; the output is a 32-bit accumulator result. The output may be out of the range <-65536 ; 65536).
MLIB_Div_FLT	<a href="#">float_t</a>	<a href="#">float_t</a>	<a href="#">float_t</a>	Division of a 32-bit single precision floating-point numerator and denominator. The output is within the full range.

## 2.9.2 Declaration

The available [MLIB\\_Div](#) functions have the following declarations:

```

frac16_t MLIB_Div_F16(frac16_t f16Num, frac16_t f16Denom)
frac16_t MLIB_Div_F16ls(frac32_t f32Num, frac16_t f16Denom)
frac16_t MLIB_Div_F16ll(frac32_t f32Num, frac32_t f32Denom)
frac32_t MLIB_Div_F32ls(frac32_t f32Num, frac16_t f16Denom)
frac32_t MLIB_Div_F32(frac32_t f32Num, frac32_t f32Denom)
acc32_t MLIB_Div_A32ss(frac16_t f16Num, frac16_t f16Denom)
acc32_t MLIB_Div_A32ls(frac32_t f32Num, frac16_t f16Denom)
acc32_t MLIB_Div_A32ll(frac32_t f32Num, frac32_t f32Denom)
acc32_t MLIB_Div_A32as(acc32_t a32Num, frac16_t f16Denom)
float_t MLIB_Div_FLT(float_t fltNum, float_t fltDenom)

```

## 2.9.3 Function use

The use of the [MLIB\\_Div](#) function is shown in the following examples:

### Fixed-point version:

```

#include "mlib.h"

static frac32_t f32Num, f32Result;
static frac16_t f16Denom;

void main(void)

```

```

{
  f32Num = FRAC32(0.2);          /* f32Num = 0.2 */
  f16Denom = FRAC16(-0.495);    /* f16Denom = -0.495 */

  /* f32Result = f32Num / f16Denom */
  f32Result = MLIB_Div_F321s(f32Num, f16Denom);
}
    
```

**Floating-point version:**

```

#include "mlib.h"

static float_t fltNum, fltResult;
static float_t fltDenom;

void main(void)
{
  fltNum = 0.2F;                /* fltNum = 0.2 */
  fltDenom = -0.495F;          /* fltDenom = -0.495 */

  /* fltResult = fltNum / fltDenom */
  fltResult = MLIB_Div_FLT(fltNum, fltDenom);
}
    
```

## 2.10 MLIB\_DivSat

The [MLIB\\_DivSat](#) functions return the fractional division of the numerator and denominator. The function saturates the output. See the following equation:

$$\text{MLIB\_DivSat}(a, b) = \begin{cases} \text{max}, & \frac{a}{b} > \text{max} \vee a \geq 0 \wedge b = 0 \\ \text{min}, & \frac{a}{b} < \text{min} \vee a < 0 \wedge b = 0 \\ \frac{a}{b}, & \text{else} \end{cases}$$

**Figure 35. Algorithm formula**

### 2.10.1 Available versions

This function is available in the following versions:

- Fractional output - the output is the fractional portion of the result; the result is within the range <-1 ; 1). The result may saturate.
- Accumulator output - the output is the accumulator type, where the result may be out of the range <-65536 ; 65536).

The available versions of the [MLIB\\_DivSat](#) function are shown in the following table:

**Table 11. Function versions**

Function name	Input type		Result type	Description
	Num.	Denom.		
MLIB_DivSat_F16	frac16_t	frac16_t	frac16_t	Division of a 16-bit fractional numerator and denominator. The output is within the range <-1 ; 1).

*Table continues on the next page...*

Table 11. Function versions (continued)

Function name	Input type		Result type	Description
	Num.	Denom.		
MLIB_DivSat_F16ls	frac32_t	frac16_t	frac16_t	Division of a 32-bit fractional numerator by a 16-bit fractional denominator; the output is a 16-bit fractional result. The output is within the range <-1 ; 1).
MLIB_DivSat_F16ll	frac32_t	frac32_t	frac16_t	Division of a 32-bit fractional numerator and denominator; the output is a 16-bit fractional result. The output is within the range <-1 ; 1).
MLIB_DivSat_F32ls	frac32_t	frac16_t	frac32_t	Division of a 32-bit fractional numerator by a 16-bit fractional denominator; the output is a 32-bit fractional result. The output is within the range <-1 ; 1).
MLIB_DivSat_F32	frac32_t	frac32_t	frac32_t	Division of a 32-bit fractional numerator and denominator. The output is within the range <-1 ; 1).
MLIB_DivSat_A32as	acc32_t	frac16_t	acc32_t	Division of a 32-bit accumulator numerator by a 16-bit fractional denominator; the output is a 32-bit accumulator result. The output may be out of the range <-65536 ; 65536).

## 2.10.2 Declaration

The available `MLIB_DivSat` functions have the following declarations:

```
frac16_t MLIB_DivSat_F16(frac16_t f16Num, frac16_t f16Denom)
frac16_t MLIB_DivSat_F16ls(frac32_t f32Num, frac16_t f16Denom)
frac16_t MLIB_DivSat_F16ll(frac32_t f32Num, frac32_t f32Denom)
frac32_t MLIB_DivSat_F32ls(frac32_t f32Num, frac16_t f16Denom)
frac32_t MLIB_DivSat_F32(frac32_t f32Num, frac32_t f32Denom)
acc32_t MLIB_DivSat_A32as(acc32_t a32Num, frac16_t f16Denom)
```

## 2.10.3 Function use

The use of the `MLIB_DivSat` function is shown in the following example:

```
#include "mlib.h"

static frac32_t f32Num, f32Denom, f32Result;

void main(void)
{
    f32Num = FRAC32(0.4);           /* f32Num = 0.4 */
    f32Denom = FRAC32(-0.02);      /* f32Denom = -0.02 */

    /* f32Result = f32Num / f32Denom */
    f32Result = MLIB_DivSat_F32(f32Num, f32Denom);
}
```

## 2.11 MLIB\_Div1Q

The [MLIB\\_Div1Q](#) functions return the single-quadrant fractional division of the numerator and denominator. The numerator and denominator must be non-negative numbers, otherwise the function returns undefined results. The function does not saturate the output. See the following equation:

$$MLIB\_Div1Q(a, b) = \begin{cases} \max, & a \geq 0 \wedge b = 0 \\ \frac{a}{b}, & a \geq 0 \wedge b > 0 \end{cases}$$

Figure 36. Algorithm formula

### 2.11.1 Available versions

This function is available in the following versions:

- Fractional output - the output is the fractional portion of the result; the result is within the range <0 ; 1). The function is only defined for: nominator < denominator, and both are non-negative. The function returns undefined results out of this condition.
- Accumulator output - the output is the accumulator type, where the result is greater than or equal to 0.

The available versions of the [MLIB\\_Div1Q](#) function are shown in the following table:

Table 12. Function versions

Function name	Input type		Result type	Description
	Num.	Denom.		
MLIB_Div1Q_F16	<a href="#">frac16_t</a>	<a href="#">frac16_t</a>	<a href="#">frac16_t</a>	Division of a non-negative 16-bit fractional numerator and denominator. The output is within the range <0 ; 1).
MLIB_Div1Q_F16ls	<a href="#">frac32_t</a>	<a href="#">frac16_t</a>	<a href="#">frac16_t</a>	Division of a non-negative 32-bit fractional numerator by a non-negative 16-bit fractional denominator; the output is a non-negative 16-bit fractional result. The output is within the range <0 ; 1).
MLIB_Div1Q_F16ll	<a href="#">frac32_t</a>	<a href="#">frac32_t</a>	<a href="#">frac16_t</a>	Division of a non-negative 32-bit fractional numerator and denominator; the output is a non-negative 16-bit fractional result. The output is within the range <0 ; 1).
MLIB_Div1Q_F32ls	<a href="#">frac32_t</a>	<a href="#">frac16_t</a>	<a href="#">frac32_t</a>	Division of a non-negative 32-bit fractional numerator by a non-negative 16-bit fractional denominator; the output is a non-negative 32-bit fractional result. The output is within the range <0 ; 1).
MLIB_Div1Q_F32	<a href="#">frac32_t</a>	<a href="#">frac32_t</a>	<a href="#">frac32_t</a>	Division of a non-negative 32-bit fractional numerator and denominator. The output is within the range <0 ; 1).
MLIB_Div1Q_A32ss	<a href="#">frac16_t</a>	<a href="#">frac16_t</a>	<a href="#">acc32_t</a>	Division of a non-negative 16-bit fractional numerator and denominator; the output is a non-negative 32-bit accumulator result. The output is greater than or equal to 0.
MLIB_Div1Q_A32ls	<a href="#">frac32_t</a>	<a href="#">frac16_t</a>	<a href="#">acc32_t</a>	Division of a non-negative 32-bit fractional numerator by a non-negative 16-bit fractional denominator; the output is a non-negative 32-bit accumulator result. The output is greater than or equal to 0.
MLIB_Div1Q_A32ll	<a href="#">frac32_t</a>	<a href="#">frac32_t</a>	<a href="#">acc32_t</a>	Division of a non-negative 32-bit fractional numerator and denominator; the output is a non-negative 32-bit accumulator result. The output is greater than or equal to 0.
MLIB_Div1Q_A32as	<a href="#">acc32_t</a>	<a href="#">frac16_t</a>	<a href="#">acc32_t</a>	Division of a non-negative 32-bit accumulator numerator by a non-negative 16-bit fractional denominator; the output is a 32-bit accumulator result. The output is greater than or equal to 0.



## 2.11.2 Declaration

The available `MLIB_Div1Q` functions have the following declarations:

```
frac16_t MLIB_Div1Q_F16(frac16_t f16Num, frac16_t f16Denom)
frac16_t MLIB_Div1Q_F16ls(frac32_t f32Num, frac16_t f16Denom)
frac16_t MLIB_Div1Q_F16ll(frac32_t f32Num, frac32_t f32Denom)
frac32_t MLIB_Div1Q_F32ls(frac32_t f32Num, frac16_t f16Denom)
frac32_t MLIB_Div1Q_F32(frac32_t f32Num, frac32_t f32Denom)
acc32_t MLIB_Div1Q_A32ss(frac16_t f16Num, frac16_t f16Denom)
acc32_t MLIB_Div1Q_A32ls(frac32_t f32Num, frac16_t f16Denom)
acc32_t MLIB_Div1Q_A32ll(frac32_t f32Num, frac32_t f32Denom)
acc32_t MLIB_Div1Q_A32as(acc32_t a32Num, frac16_t f16Denom)
```

## 2.11.3 Function use

The use of the `MLIB_Div1Q` function is shown in the following example:

```
#include "mlib.h"

static frac32_t f32Num, f32Denom, f32Result;

void main(void)
{
    f32Num = FRAC32(0.2);          /* f32Num = 0.2 */
    f32Denom = FRAC32(0.865);     /* f32Denom = 0.865 */

    /* f32Result = f32Num / f32Denom */
    f32Result = MLIB_Div1Q_F32(f32Num, f32Denom);
}
```

## 2.12 MLIB\_Div1QSat

The `MLIB_Div1QSat` functions return the fractional division of the numerator and denominator. The numerator and denominator must be non-negative numbers. The function saturates the output. See the following equation:

$$\text{MLIB\_Div1QSat}(a, b) = \begin{cases} \text{max}, & \frac{a}{b} > \text{max} \wedge a \geq 0 \wedge b \geq 0 \\ \frac{a}{b}, & a \geq 0 \wedge b > 0 \end{cases}$$

Figure 37. Algorithm formula

### 2.12.1 Available versions

This function is available in the following versions:

- Fractional output - the output is the fractional portion of the result; the result is within the range  $<0; 1)$ . The result may saturate.
- Accumulator output - the output is the accumulator type, where the result is greater than or equal to 0.

The available versions of the `MLIB_Div1QSat` function are shown in the following table:

Table 13. Function versions

Function name	Input type		Result type	Description
	Num.	Denom.		
MLIB_Div1QSat_F16	frac16_t	frac16_t	frac16_t	Division of a non-negative 16-bit fractional numerator and denominator. The output is within the range <0 ; 1).
MLIB_Div1QSat_F16ls	frac32_t	frac16_t	frac16_t	Division of a non-negative 32-bit fractional numerator by a non-negative 16-bit fractional denominator; the output is a non-negative 16-bit fractional result. The output is within the range <0 ; 1).
MLIB_Div1QSat_F16ll	frac32_t	frac32_t	frac16_t	Division of a non-negative 32-bit fractional numerator and denominator; the output is a non-negative 16-bit fractional result. The output is within the range <0 ; 1).
MLIB_Div1QSat_F32ls	frac32_t	frac16_t	frac32_t	Division of a non-negative 32-bit fractional numerator by a non-negative 16-bit fractional denominator; the output is a non-negative 32-bit fractional result. The output is within the range <0 ; 1).
MLIB_Div1QSat_F32	frac32_t	frac32_t	frac32_t	Division of a non-negative 32-bit fractional numerator and denominator. The output is within the range <0 ; 1).
MLIB_Div1QSat_A32as	acc32_t	frac16_t	acc32_t	Division of a non-negative 32-bit accumulator numerator by a non-negative 16-bit fractional denominator; the output is a 32-bit accumulator result. The output is greater than or equal to 0.

### 2.12.2 Declaration

The available `MLIB_Div1QSat` functions have the following declarations:

```
frac16_t MLIB_Div1QSat_F16(frac16_t f16Num, frac16_t f16Denom)
frac16_t MLIB_Div1QSat_F16ls(frac32_t f32Num, frac16_t f16Denom)
frac16_t MLIB_Div1QSat_F16ll(frac32_t f32Num, frac32_t f32Denom)
frac32_t MLIB_Div1QSat_F32ls(frac32_t f32Num, frac16_t f16Denom)
frac32_t MLIB_Div1QSat_F32(frac32_t f32Num, frac32_t f32Denom)
acc32_t MLIB_Div1QSat_A32as(acc32_t a32Num, frac16_t f16Denom)
```

### 2.12.3 Function use

The use of the `MLIB_Div1QSat` function is shown in the following example:

```
#include "mlib.h"

static frac32_t f32Num, f32Result;
static frac16_t f16Denom;

void main(void)
{
    f32Num = FRAC32(0.02);          /* f32Num = 0.02 */
    f16Denom = FRAC16(0.4);        /* f16Denom = 0.4 */

    /* f32Result = f32Num / f16Denom */
```

```
f32Result = MLIB_Div1QSat_F32ls(f32Num, f16Denom);
}
```

## 2.13 MLIB\_Log2

The [MLIB\\_Log2](#) functions return the binary logarithm of the input. See the following equation:

$$\text{MLIB\_Log2}(x) = \begin{cases} 0, & x \leq 1 \\ \text{Log}_2(x), & \text{else} \end{cases}$$

Figure 38. Algorithm formula

### 2.13.1 Available versions

This function is available in the following versions:

- Unsigned integer output - the output is the unsigned integer result.

The available versions of the [MLIB\\_Log2](#) function are shown in the following table.

Table 14. Function versions

Function name	Input type	Result type	Description
MLIB_Log2_U16	<a href="#">uint16_t</a>	<a href="#">uint16_t</a>	Binary logarithm of a 16-bit unsigned integer value. The output is greater than or equal to 0.

### 2.13.2 Declaration

The available [MLIB\\_Log2](#) functions have the following declarations:

```
uint16_t MLIB_Log2_U16(uint16_t u16Val)
```

### 2.13.3 Function use

The use of the [MLIB\\_Log2](#) function is shown in the following example:

```
#include "mlib.h"

static uint16_t u16Result, u16Val;

void main(void)
{
    u16Val = 5;          /* u16Val = 5 */

    /* u16Result = log2(u16Val) */
    u16Result = MLIB_Log2_U16(u16Val);
}
```

## 2.14 MLIB\_Mac

The [MLIB\\_Mac](#) functions return the sum of the input accumulator, and the fractional product of two multiplicands. The function does not saturate the output. See the following equation:

$$MLIB\_Mac(a, b, c) = a + b \cdot c$$

Figure 39. Algorithm formula

### 2.14.1 Available versions

This function is available in the following versions:

- Fractional output - the output is the fractional portion of the result; the result is within the range <-1 ; 1). The result may overflow.
- Accumulator output with mixed inputs - the output is the accumulator type, where the result can be out of the range <-1 ; 1). The accumulator is the accumulator type, the multiplicands are the fractional types. The result may overflow.
- Floating-point output - the output is a floating-point number; the result is within the full range.

The available versions of the [MLIB\\_Mac](#) function are shown in the following table.

Table 15. Function versions

Function name	Input type			Result type	Description
	Accum.	Mult. 1	Mult. 2		
MLIB_Mac_F16	frac16_t	frac16_t	frac16_t	frac16_t	The upper 16-bit portion [16..31] of the fractional product (of two 16-bit fractional multiplicands) is added to a 16-bit fractional accumulator. The output is within the range <-1 ; 1).
MLIB_Mac_F32lss	frac32_t	frac16_t	frac16_t	frac32_t	The 32-bit fractional product (of two 16-bit fractional multiplicands) is added to a 32-bit fractional accumulator. The output is within the range <-1 ; 1).
MLIB_Mac_F32	frac32_t	frac32_t	frac32_t	frac32_t	The upper 32-bit portion [32..63] of the fractional product (of two 32-bit fractional multiplicands) is added to a 32-bit fractional accumulator. The output is within the range <-1 ; 1).
MLIB_Mac_A32ass	acc32_t	frac16_t	frac16_t	acc32_t	The upper 16-bit portion [16..31] of the fractional product (of two 16-bit fractional multiplicands) is added to a 32-bit accumulator. The output may be out of the range <-65536 ; 65536).
MLIB_Mac_FLT	float_t	float_t	float_t	float_t	The product (of two 32-bit single-point floating-point multiplicands) is added to a single-point floating-point accumulator. The output is within the full range.

### 2.14.2 Declaration

The available [MLIB\\_Mac](#) functions have the following declarations:

```
frac16_t MLIB_Mac_F16(frac16_t f16Accum, frac16_t f16Mult1, frac16_t f16Mult2)
frac32_t MLIB_Mac_F32lss(frac32_t f32Accum, frac16_t f16Mult1, frac16_t f16Mult2)
frac32_t MLIB_Mac_F32(frac32_t f32Accum, frac32_t f32Mult1, frac32_t f32Mult2)
acc32_t MLIB_Mac_A32ass(acc32_t a32Accum, frac16_t f16Mult1, frac16_t f16Mult2)
float_t MLIB_Mac_FLT(float_t fltAccum, float_t fltMult1, float_t fltMult2)
```

### 2.14.3 Function use

The use of the [MLIB\\_Mac](#) function is shown in the following examples:

**Fixed-point version:**

```
#include "mlib.h"

static frac32_t f32Accum, f32Result;
static frac16_t f16Mult1, f16Mult2;

void main(void)
{
    f32Accum = FRAC32(0.3);           /* f32Accum = 0.3 */
    f16Mult1 = FRAC16(0.1);          /* f16Mult1 = 0.1 */
    f16Mult2 = FRAC16(-0.2);         /* f16Mult2 = -0.2 */

    /* f32Result = f32Accum + f16Mult1 * f16Mult2 */
    f32Result = MLIB_Mac_F32lss(f32Accum, f16Mult1, f16Mult2);
}

```

**Floating-point version:**

```
#include "mlib.h"

static float_t fltAccum, fltResult;
static float_t fltMult1, fltMult2;

void main(void)
{
    fltAccum = 0.3F;                 /* fltAccum = 0.3 */
    fltMult1 = 0.1F;                 /* fltMult1 = 0.1 */
    fltMult2 = -0.2F;               /* fltMult2 = -0.2 */

    /* fltResult = fltAccum + fltMult1 * fltMult2 */
    fltResult = MLIB_Mac_FLT(fltAccum, fltMult1, fltMult2);
}

```

## 2.15 MLIB\_MacSat

The **MLIB\_MacSat** functions return the sum of the input accumulator and the fractional product of two multiplicands. The function saturates the output. See the following equation:

$$\text{MLIB\_MacSat}(a, b, c) = \begin{cases} 1, & a+b \cdot c > 1 \\ -1, & a+b \cdot c < -1 \\ a+b \cdot c, & \text{else} \end{cases}$$

Figure 40. Algorithm formula

### 2.15.1 Available versions

This function is available in the following versions:

- Fractional output - the output is the fractional portion of the result; the result is within the range <-1 ; 1). The result may saturate.

The available versions of the **MLIB\_MacSat** function are shown in the following table.

Table 16. Function versions

Function name	Input type			Result type	Description
	Accum.	Mult. 1	Mult. 2		
MLIB_MacSat_F16	frac16_t	frac16_t	frac16_t	frac16_t	The upper 16-bit portion [16..31] of the fractional product (of two 16-bit fractional multiplicands) is added to a 16-bit fractional accumulator. The output is within the range <-1 ; 1).
MLIB_MacSat_F32lss	frac32_t	frac16_t	frac16_t	frac32_t	The 32-bit fractional product (of two 16-bit fractional multiplicands) is added to a 32-bit fractional accumulator. The output is within the range <-1 ; 1).
MLIB_MacSat_F32	frac32_t	frac32_t	frac32_t	frac32_t	The upper 32-bit portion [32..63] of the fractional product (of two 32-bit fractional multiplicands) is added to a 32-bit fractional accumulator. The output is within the range <-1 ; 1).

### 2.15.2 Declaration

The available [MLIB\\_MacSat](#) functions have the following declarations:

```
frac16_t MLIB_MacSat_F16(frac16_t f16Accum, frac16_t f16Mult1, frac16_t f16Mult2)
frac32_t MLIB_MacSat_F32lss(frac32_t f32Accum, frac16_t f16Mult1, frac16_t f16Mult2)
frac32_t MLIB_MacSat_F32(frac32_t f32Accum, frac32_t f32Mult1, frac32_t f32Mult2)
```

### 2.15.3 Function use

The use of the [MLIB\\_MacSat](#) function is shown in the following example:

```
#include "mlib.h"

static frac16_t f16Mult1, f16Mult2;
static frac32_t f32Accum, f32Result;

void main(void)
{
    f32Accum = FRAC32(-0.7);           /* f32Accum = -0.7 */
    f16Mult1 = FRAC16(-1.0);          /* f16Mult1 = -1.0 */
    f16Mult2 = FRAC16(0.8);           /* f16Mult2 = 0.8 */

    /* f32Result = sat(f32Accum + f16Mult1 * f16Mult2) */
    f32Result = MLIB_MacSat_F32lss(f32Accum, f16Mult1, f16Mult2);
}
```

## 2.16 MLIB\_MacRnd

The [MLIB\\_MacRnd](#) functions return the sum of the input accumulator and the rounded fractional product of two multiplicands. The round method is the round to nearest. The function does not saturate the output. See the following equation:

$$MLIB\_MacRnd(a, b, c) = a + \text{round}(b \cdot c)$$

Figure 41. Algorithm formula

## 2.16.1 Available versions

This function is available in the following versions:

- Fractional output - the output is the fractional portion of the result; the result is within the range  $<-1 ; 1$ ). The result may overflow.
- Accumulator output with mixed inputs - the output is the accumulator type where the result can be out of the range  $<-1 ; 1$ ). The accumulator is the accumulator type, the multiplicands are the fractional types. The result may overflow.

The available versions of the [MLIB\\_MacRnd](#) function are shown in the following table.

Table 17. Function versions

Function name	Input type			Result type	Description
	Accum.	Mult. 1	Mult. 2		
MLIB_MacRnd_F16	<a href="#">frac16_t</a>	<a href="#">frac16_t</a>	<a href="#">frac16_t</a>	<a href="#">frac16_t</a>	The fractional product (of two 16-bit fractional multiplicands), rounded to the upper 16 bits, is added to a 16-bit fractional accumulator. The output is within the range $<-1 ; 1$ ).
MLIB_MacRnd_F32lls	<a href="#">frac32_t</a>	<a href="#">frac32_t</a>	<a href="#">frac16_t</a>	<a href="#">frac32_t</a>	The fractional product (of a 32-bit and 16-bit fractional multiplicand), rounded to the upper 32 bits [16..48], is added to a 32-bit fractional accumulator. The output is within the range $<-1 ; 1$ ).
MLIB_MacRnd_F32	<a href="#">frac32_t</a>	<a href="#">frac32_t</a>	<a href="#">frac32_t</a>	<a href="#">frac32_t</a>	The fractional product (of two 32-bit fractional multiplicands), rounded to the upper 32 bits [32..63], is added to a 32-bit fractional accumulator. The output is within the range $<-1 ; 1$ ).
MLIB_MacRnd_A32ass	<a href="#">acc32_t</a>	<a href="#">frac16_t</a>	<a href="#">frac16_t</a>	<a href="#">acc32_t</a>	The fractional product (of two 16-bit fractional multiplicands), rounded to the upper 16 bits [16..31], is added to a 32-bit accumulator. The output may be out of the range $<-65536 ; 65536$ ).

## 2.16.2 Declaration

The available [MLIB\\_MacRnd](#) functions have the following declarations:

```
frac16_t MLIB_MacRnd_F16(frac16_t f16Accum, frac16_t f16Mult1, frac16_t f16Mult2)
frac32_t MLIB_MacRnd_F32lls(frac32_t f32Accum, frac32_t f32Mult1, frac16_t f16Mult2)
frac32_t MLIB_MacRnd_F32(frac32_t f32Accum, frac32_t f32Mult1, frac32_t f32Mult2)
acc32_t MLIB_MacRnd_A32ass(acc32_t a32Accum, frac16_t f16Mult1, frac16_t f16Mult2)
```

## 2.16.3 Function use

The use of the [MLIB\\_MacRnd](#) function is shown in the following example:

```
#include "mlib.h"

static frac16_t f16Accum, f16Mult1, f16Mult2, f16Result;

void main(void)
{
    f16Accum = FRAC16(0.3);          /* f16Accum = 0.3 */
    f16Mult1 = FRAC16(0.1);         /* f16Mult1 = 0.1 */
    f16Mult2 = FRAC16(-0.2);       /* f16Mult2 = -0.2 */
}
```

```

/* f16Result = round(f16Accum + f16Mult1 * f16Mult2) */
f16Result = MLIB_MacRnd_F16(f16Accum, f16Mult1, f16Mult2);
}
    
```

## 2.17 MLIB\_MacRndSat

The [MLIB\\_MacRndSat](#) functions return the sum of the input accumulator and the rounded fractional product of two multiplicands. The round method is the round to nearest. The function saturates the output. See the following equation:

$$\text{MLIB\_MacRndSat}(a, b, c) = \begin{cases} 1, & a + \text{round}(b \cdot c) > 1 \\ -1, & a + \text{round}(b \cdot c) < -1 \\ a + \text{round}(b \cdot c), & \text{else} \end{cases}$$

**Figure 42. Algorithm formula**

### 2.17.1 Available versions

This function is available in the following versions:

- Fractional output - the output is the fractional portion of the result; the result is within the range <-1 ; 1). The result may saturate.

The available versions of the [MLIB\\_MacRndSat](#) function are shown in the following table.

**Table 18. Function versions**

Function name	Input type			Result type	Description
	Accum.	Mult. 1	Mult. 2		
MLIB_MacRndSat_F16	<a href="#">frac16_t</a>	<a href="#">frac16_t</a>	<a href="#">frac16_t</a>	<a href="#">frac16_t</a>	The fractional product (of two 16-bit fractional multiplicands), rounded to the upper 16 bits, is added to a 16-bit fractional accumulator. The output is within the range <-1 ; 1).
MLIB_MacRndSat_F32lls	<a href="#">frac32_t</a>	<a href="#">frac32_t</a>	<a href="#">frac16_t</a>	<a href="#">frac32_t</a>	The fractional product (of a 32-bit and 16-bit fractional multiplicands), rounded to the upper 32 bits [16..48], is added to a 32-bit fractional accumulator. The output is within the range <-1 ; 1).
MLIB_MacRndSat_F32	<a href="#">frac32_t</a>	<a href="#">frac32_t</a>	<a href="#">frac32_t</a>	<a href="#">frac32_t</a>	The fractional product (of two 32-bit fractional multiplicands), rounded to the upper 32 bits [32..63], is added to a 32-bit fractional accumulator. The output is within the range <-1 ; 1).

### 2.17.2 Declaration

The available [MLIB\\_MacRndSat](#) functions have the following declarations:

```

frac16\_t MLIB_MacRndSat_F16(frac16\_t f16Accum, frac16\_t f16Mult1, frac16\_t f16Mult2)
frac32\_t MLIB_MacRndSat_F32lls(frac32\_t f32Accum, frac32\_t f32Mult1, frac16\_t f16Mult2)
frac32\_t MLIB_MacRndSat_F32(frac32\_t f32Accum, frac32\_t f32Mult1, frac32\_t f32Mult2)
    
```



### 2.17.3 Function use

The use of the [MLIB\\_MacRndSat](#) function is shown in the following example:

```
#include "mlib.h"

static frac32_t f32Accum, f32Mult1, f32Mult2, f32Result;

void main(void)
{
    f32Accum = FRAC32(-0.7);           /* f32Accum = -0.7 */
    f32Mult1 = FRAC32(-1.0);          /* f32Mult1 = -1.0 */
    f32Mult2 = FRAC32(0.8);           /* f32Mult2 = 0.8 */

    /* f32Result = sat(round(f32Accum + f32Mult1 * f32Mult2)) */
    f32Result = MLIB_MacRndSat_F32(f32Accum, f32Mult1, f32Mult2);
}
```

### 2.18 MLib\_Mac4

The [MLIB\\_Mac4](#) functions return the sum of two products of two pairs of multiplicands. The function does not saturate the output. See the following equation:

$$MLIB\_Mac4(a, b, c, d) = a \cdot b + c \cdot d$$

Figure 43. Algorithm formula

#### 2.18.1 Available versions

This function is available in the following versions:

- Fractional output - the output is the fractional portion of the result; the result is within the range <-1 ; 1). The result may overflow.
- Floating-point output - the output is a floating-point number; the result is within the full range.

The available versions of the [MLIB\\_Mac4](#) function are shown in the following table.

Table 19. Function versions

Function name	Input type				Result type	Description
	Product 1		Product 2			
	Mult. 1	Mult. 2	Mult. 1	Mult. 2		
MLIB_Mac4_F32ssss	frac16_t	frac16_t	frac16_t	frac16_t	frac32_t	Addition of two 32-bit fractional products (of two 16-bit fractional multiplicands). The output is within the range <-1 ; 1).
MLIB_Mac4_FLT	float_t	float_t	float_t	float_t	float_t	Addition of two 32-bit single-point floating-point products (of two 32-bit single-point floating-point multiplicands). The output is within the full range.

## 2.18.2 Declaration

The available `MLIB_Mac4` functions have the following declarations:

```
frac32_t MLIB_Mac4_F32ssss(frac16_t f16Add1Mult1, frac16_t f16Add1Mult2, frac16_t f16Add2Mult1,
frac16_t f16Add2Mult2)
```

```
float_t MLIB_Mac4_FLT(float_t fltAdd1Mult1, float_t fltAdd1Mult2, float_t fltAdd2Mult1,
float_t fltAdd2Mult2)
```

## 2.18.3 Function use

The use of the `MLIB_Mac4` function is shown in the following examples:

### Fixed-point version:

```
#include "mlib.h"

static frac32_t f32Result;
static frac16_t f16Add1Mult1, f16Add1Mult2, f16Add2Mult1, f16Add2Mult2;

void main(void)
{
    f16Add1Mult1 = FRAC16(0.2);           /* f16Add1Mult1 = 0.2 */
    f16Add1Mult2 = FRAC16(-0.7);        /* f16Add1Mult2 = -0.7 */
    f16Add2Mult1 = FRAC16(0.3);         /* f16Add2Mult1 = 0.3 */
    f16Add2Mult2 = FRAC16(-0.25);      /* f16Add2Mult2 = -0.25 */

    /* f32Result = f16Add1Mult1 * f16Add1Mult2 + f16Add2Mult1 * f16Add2Mult2 */
    f32Result = MLIB_Mac4_F32ssss(f16Add1Mult1, f16Add1Mult2, f16Add2Mult1,
f16Add2Mult2);
}
```

### Floating-point version:

```
#include "mlib.h"

static float_t fltResult;
static float_t fltAdd1Mult1, fltAdd1Mult2, fltAdd2Mult1, fltAdd2Mult2;

void main(void)
{
    fltAdd1Mult1 = 0.2F;                 /* fltAdd1Mult1 = 0.2 */
    fltAdd1Mult2 = -0.7F;                /* fltAdd1Mult2 = -0.7 */
    fltAdd2Mult1 = 0.3F;                 /* fltAdd2Mult1 = 0.3 */
    fltAdd2Mult2 = -0.25F;              /* fltAdd2Mult2 = -0.25 */

    /* fltResult = fltAdd1Mult1 * fltAdd1Mult2 + fltAdd2Mult1 * fltAdd2Mult2 */
    fltResult = MLIB_Mac4_FLT(fltAdd1Mult1, fltAdd1Mult2, fltAdd2Mult1, fltAdd2Mult2);
}
```

## 2.19 MLIB\_Mac4Sat

The [MLIB\\_Mac4Sat](#) functions return the sum of two products of two pairs of multiplicands. The function saturates the output. See the following equation:

$$\text{MLIB\_Mac4Sat}(a, b, c, d) = \begin{cases} 1, & a \cdot b + c \cdot d > 1 \\ -1, & a \cdot b + c \cdot d < -1 \\ a \cdot b + c \cdot d, & \text{else} \end{cases}$$

Figure 44. Algorithm formula

### 2.19.1 Available versions

This function is available in the following versions:

- Fractional output - the output is the fractional portion of the result; the result is within the range <-1 ; 1). The result may saturate.

The available versions of the [MLIB\\_Mac4Sat](#) function are shown in the following table.

Table 20. Function versions

Function name	Input type				Result type	Description
	Product 1		Product 2			
	Mult. 1	Mult. 2	Mult. 1	Mult. 2		
MLIB_Mac4Sat_F32ssss	frac16_t	frac16_t	frac16_t	frac16_t	frac32_t	Addition of two 32-bit fractional products (of two 16-bit fractional multiplicands). The output is within the range <-1 ; 1).

### 2.19.2 Declaration

The available [MLIB\\_Mac4Sat](#) functions have the following declarations:

```
frac32_t MLIB_Mac4Sat_F32ssss(frac16_t f16Add1Mult1, frac16_t f16Add1Mult2, frac16_t f16Add2Mult1,
frac16_t f16Add2Mult2)
```

### 2.19.3 Function use

The use of the [MLIB\\_Mac4Sat](#) function is shown in the following example:

```
#include "mlib.h"

static frac32_t f32Result;
static frac16_t f16Add1Mult1, f16Add1Mult2, f16Add2Mult1, f16Add2Mult2;

void main(void)
{
    f16Add1Mult1 = FRAC16(-1.0);          /* f16Add1Mult1 = -1.0 */
    f16Add1Mult2 = FRAC16(-0.9);        /* f16Add1Mult2 = -0.9 */
    f16Add2Mult1 = FRAC16(0.8);         /* f16Add2Mult1 = 0.8 */
    f16Add2Mult2 = FRAC16(0.7);         /* f16Add2Mult2 = 0.7 */
}
```

```

/* f32Result = sat(f16Add1Mult1 * f16Add1Mult2 + f16Add2Mult1 * f16Add2Mult2) */
f32Result = MLIB_Mac4Sat_F32ssss(f16Add1Mult1, f16Add1Mult2, f16Add2Mult1,
f16Add2Mult2);
}
    
```

## 2.20 MLIB\_Mac4Rnd

The [MLIB\\_Mac4Rnd](#) functions return the rounded sum of two products of two pairs of multiplicands. The round method is the round to nearest. The function does not saturate the output. See the following equation:

$$MLIB\_Mac4Rnd(a, b, c, d) = \text{round}(a \cdot b + c \cdot d)$$

**Figure 45. Algorithm formula**

### 2.20.1 Available versions

This function is available in the following versions:

- Fractional output - the output is the fractional portion of the result; the result is within the range <-1 ; 1). The result may overflow.

The available versions of the [MLIB\\_Mac4Rnd](#) function are shown in the following table.

**Table 21. Function versions**

Function name	Input type				Result type	Description
	Product 1		Product 2			
	Mult. 1	Mult. 2	Mult. 1	Mult. 2		
MLIB_Mac4Rnd_F16	<a href="#">frac16_t</a>	<a href="#">frac16_t</a>	<a href="#">frac16_t</a>	<a href="#">frac16_t</a>	<a href="#">frac16_t</a>	Addition of two 16-bit fractional products (of two 16-bit fractional multiplicands), rounded to the upper 16 bits. The output is within the range <-1 ; 1).
MLIB_Mac4Rnd_F32	<a href="#">frac32_t</a>	<a href="#">frac32_t</a>	<a href="#">frac32_t</a>	<a href="#">frac32_t</a>	<a href="#">frac32_t</a>	Addition of two 32-bit fractional products (of two 32-bit fractional multiplicands), rounded to the upper 32 bits. The output is within the range <-1 ; 1).

### 2.20.2 Declaration

The available [MLIB\\_Mac4Rnd](#) functions have the following declarations:

```

frac16\_t MLIB_Mac4Rnd_F16(frac16\_t f16Add1Mult1, frac16\_t f16Add1Mult2, frac16\_t f16Add2Mult1,
frac16\_t f16Add2Mult2)

frac32\_t MLIB_Mac4Rnd_F32(frac32\_t f32Add1Mult1, frac32\_t f32Add1Mult2, frac32\_t f32Add2Mult1,
frac32\_t f32Add2Mult2)
    
```

### 2.20.3 Function use

The use of the [MLIB\\_Mac4Rnd](#) function is shown in the following example:

```
#include "mlib.h"

static frac16_t f16Result, f16Add1Mult1, f16Add1Mult2, f16Add2Mult1, f16Add2Mult2;

void main(void)
{
    f16Add1Mult1 = FRAC16(0.256);          /* f16Add1Mult1 = 0.256 */
    f16Add1Mult2 = FRAC16(-0.724);        /* f16Add1Mult2 = -0.724 */
    f16Add2Mult1 = FRAC16(0.365);        /* f16Add2Mult1 = 0.365 */
    f16Add2Mult2 = FRAC16(-0.25);        /* f16Add2Mult2 = -0.25 */

    /* f16Result = round(f16Add1Mult1 * f16Add1Mult2 + f16Add2Mult1 * f16Add2Mult2) */
    f16Result = MLIB_Mac4Rnd_F16(f16Add1Mult1, f16Add1Mult2, f16Add2Mult1,
    f16Add2Mult2);
}
```

### 2.21 MLIB\_Mac4RndSat

The [MLIB\\_Mac4RndSat](#) functions return the rounded sum of two products of two pairs of multiplicands. The round method is the round to nearest. The function saturates the output. See the following equation:

$$MLIB\_Mac4RndSat(a, b, c, d) = \begin{cases} 1, & \text{round}(a \cdot b + c \cdot d) > 1 \\ -1, & \text{round}(a \cdot b + c \cdot d) < -1 \\ \text{round}(a \cdot b + c \cdot d), & \text{else} \end{cases}$$

**Figure 46. Algorithm formula**

#### 2.21.1 Available versions

The function is available in the following versions:

- Fractional output - the output is the fractional portion of the result; the result is within the range <-1 ; 1). The result may saturate.

The available versions of the [MLIB\\_Mac4RndSat](#) function are shown in the following table.

**Table 22. Function versions**

Function name	Input type				Result type	Description
	Product 1		Product 2			
	Mult. 1	Mult. 2	Mult. 1	Mult. 2		
MLIB_Mac4RndSat_F16	frac16_t	frac16_t	frac16_t	frac16_t	frac16_t	Addition of two 16-bit fractional products (of two 16-bit fractional multiplicands), rounded to the upper 16 bits. The output is within the range <-1 ; 1).
MLIB_Mac4RndSat_F32	frac32_t	frac32_t	frac32_t	frac32_t	frac32_t	Addition of two 32-bit fractional products (of two 32-bit fractional multiplicands), rounded to the upper 32 bits. The output is within the range <-1 ; 1).

## 2.21.2 Declaration

The available `MLIB_Mac4RndSat` functions have the following declarations:

```
frac16_t MLIB_Mac4RndSat_F16(frac16_t f16Add1Mult1, frac16_t f16Add1Mult2, frac16_t f16Add2Mult1,
frac16_t f16Add2Mult2)

frac32_t MLIB_Mac4RndSat_F32(frac32_t f32Add1Mult1, frac32_t f32Add1Mult2, frac32_t f32Add2Mult1,
frac32_t f32Add2Mult2)
```

## 2.21.3 Function use

The use of the `MLIB_Mac4RndSat` function is shown in the following example:

```
#include "mlib.h"

static frac32_t f32Result, f32Add1Mult1, f32Add1Mult2, f32Add2Mult1, f32Add2Mult2;

void main(void)
{
    f32Add1Mult1 = FRAC32(-1.0);          /* f32Add1Mult1 = -1.0 */
    f32Add1Mult2 = FRAC32(-0.9);        /* f32Add1Mult2 = -0.9 */
    f32Add2Mult1 = FRAC32(0.8);         /* f32Add2Mult1 = 0.8 */
    f32Add2Mult2 = FRAC32(0.7);         /* f32Add2Mult2 = 0.7 */

    /* f32Result = sat(round(f32Add1Mult1 * f32Add1Mult2 + f32Add2Mult1 *
f32Add2Mult2))*/
    f32Result = MLIB_Mac4RndSat_F32(f32Add1Mult1, f32Add1Mult2, f32Add2Mult1,
f32Add2Mult2);
}
```

## 2.22 MLIB\_Mnac

The `MLIB_Mnac` functions return the product of two multiplicands minus the input accumulator. The function does not saturate the output. See the following equation:

$$\text{MLIB\_Mnac}(a, b, c) = b \cdot c - a$$

Figure 47. Algorithm formula

### 2.22.1 Available versions

This function is available in the following versions:

- Fractional output - the output is the fractional portion of the result; the result is within the range  $<-1; 1$ ). The result may overflow.
- Accumulator output with mixed inputs - the output is the accumulator type, where the result can be out of the range  $<-1; 1$ ). The accumulator is the accumulator type, the multiplicands are the fractional types. The result may overflow.
- Floating-point output - the output is a floating-point number; the result is within the full range.

The available versions of the `MLIB_Mnac` function are shown in the following table.

Table 23. Function versions

Function name	Input type			Result type	Description
	Accum.	Mult. 1	Mult. 2		
MLIB_Mnac_F16	frac16_t	frac16_t	frac16_t	frac16_t	The 16-bit fractional accumulator is subtracted from the upper 16-bit portion [16..31] of the fractional product (of two 16-bit fractional multiplicands). The output is within the range <-1 ; 1).
MLIB_Mnac_F32lss	frac32_t	frac16_t	frac16_t	frac32_t	The 32-bit fractional accumulator is subtracted from the 32-bit fractional product (of two 16-bit fractional multiplicands). The output is within the range <-1 ; 1).
MLIB_Mnac_F32	frac32_t	frac32_t	frac32_t	frac32_t	The 32-bit fractional accumulator is subtracted from the upper 32-bit portion [32..63] of the fractional product (of two 32-bit fractional multiplicands). The output is within the range <-1 ; 1).
MLIB_Mnac_A32ass	acc32_t	frac16_t	frac16_t	acc32_t	The 32-bit accumulator is subtracted from the upper 16-bit portion [16..31] of the fractional product (of two 16-bit fractional multiplicands). The output may be out of the range <-65536 ; 65536).
MLIB_Mnac_FLT	float_t	float_t	float_t	float_t	The single-point floating-point accumulator is subtracted from the product (of two 32-bit single-point floating-point multiplicands). The output is within the full range.

## 2.22.2 Declaration

The available `MLIB_Mnac` functions have the following declarations:

```
frac16_t MLIB_Mnac_F16(frac16_t f16Accum, frac16_t f16Mult1, frac16_t f16Mult2)
frac32_t MLIB_Mnac_F32lss(frac32_t f32Accum, frac16_t f16Mult1, frac16_t f16Mult2)
frac32_t MLIB_Mnac_F32(frac32_t f32Accum, frac32_t f32Mult1, frac32_t f32Mult2)
acc32_t MLIB_Mnac_A32ass(acc32_t a32Accum, frac16_t f16Mult1, frac16_t f16Mult2)
float_t MLIB_Mnac_FLT(float_t fltAccum, float_t fltMult1, float_t fltMult2)
```

## 2.22.3 Function use

The use of the `MLIB_Mnac` function is shown in the following examples:

### Fixed-point version:

```
#include "mlib.h"

static frac32_t f32Accum, f32Result;
static frac16_t f16Mult1, f16Mult2;

void main(void)
{
    f32Accum = FRAC32(0.3);           /* f32Accum = 0.3 */
    f16Mult1 = FRAC16(0.1);          /* f16Mult1 = 0.1 */
    f16Mult2 = FRAC16(-0.2);         /* f16Mult2 = -0.2 */

    /* f32Result = f16Mult1 * f16Mult2 - f32Accum */
```

```
f32Result = MLIB_Mnac_F32lss(f32Accum, f16Mult1, f16Mult2);
}
```

**Floating-point version:**

```
#include "mlib.h"

static float_t fltAccum, fltResult;
static float_t fltMult1, fltMult2;

void main(void)
{
    fltAccum = 0.3F;           /* fltAccum = 0.3 */
    fltMult1 = 0.1F;         /* fltMult1 = 0.1 */
    fltMult2 = -0.2F;        /* fltMult2 = -0.2 */

    /* fltResult = fltMult1 * fltMult2 - fltAccum */
    fltResult = MLIB_Mnac_FLT(fltAccum, fltMult1, fltMult2);
}
```

### 2.23 MLIB\_MnacSat

The [MLIB\\_MnacSat](#) functions return the product of two multiplicands minus the input accumulator. The function saturates the output. See the following equation:

$$MLIB\_MnacSat(a, b, c) = \begin{cases} 1, & b \cdot c - a > 1 \\ -1, & b \cdot c - a < -1 \\ b \cdot c - a, & \text{else} \end{cases}$$

Figure 48. Algorithm formula

#### 2.23.1 Available versions

This function is available in the following versions:

- Fractional output - the output is the fractional portion of the result; the result is within the range <-1 ; 1). The result may saturate.

The available versions of the [MLIB\\_MnacSat](#) function are shown in the following table.

Table 24. Function versions

Function name	Input type			Result type	Description
	Accum.	Mult. 1	Mult. 2		
MLIB_MnacSat_F16	frac16_t	frac16_t	frac16_t	frac16_t	The 16-bit fractional accumulator is subtracted from the upper 16-bit portion [16..31] of the fractional product (of two 16-bit fractional multiplicands). The output is within the range <-1 ; 1).
MLIB_MnacSat_F32ls	frac32_t	frac16_t	frac16_t	frac32_t	The 32-bit fractional accumulator is subtracted from the 32-bit fractional product (of two 16-bit fractional multiplicands). The output is within the range <-1 ; 1).

Table continues on the next page...



Table 24. Function versions (continued)

Function name	Input type			Result type	Description
	Accum.	Mult. 1	Mult. 2		
MLIB_MnacSat_F32	frac32_t	frac32_t	frac32_t	frac32_t	The 32-bit fractional accumulator is subtracted from the upper 32-bit portion [32..63] of the fractional product (of two 32-bit fractional multiplicands). The output is within the range <-1 ; 1).

### 2.23.2 Declaration

The available `MLIB_MnacSat` functions have the following declarations:

```
frac16_t MLIB_MnacSat_F16(frac16_t f16Accum, frac16_t f16Mult1, frac16_t f16Mult2)
frac32_t MLIB_MnacSat_F32lss(frac32_t f32Accum, frac16_t f16Mult1, frac16_t f16Mult2)
frac32_t MLIB_MnacSat_F32(frac32_t f32Accum, frac32_t f32Mult1, frac32_t f32Mult2)
```

### 2.23.3 Function use

The use of the `MLIB_MnacSat` function is shown in the following example:

```
#include "mlib.h"

static frac32_t f32Accum, f32Result;
static frac16_t f16Mult1, f16Mult2;

void main(void)
{
    f32Accum = FRAC32(0.3);           /* f32Accum = 0.3 */
    f16Mult1 = FRAC16(0.1);          /* f16Mult1 = 0.1 */
    f16Mult2 = FRAC16(-0.2);         /* f16Mult2 = -0.2 */

    /* f32Result = f16Mult1 * f16Mult2 - f32Accum */
    f32Result = MLIB_MnacSat_F32lss(f32Accum, f16Mult1, f16Mult2);
}
```

## 2.24 MLIB\_MnacRnd

The `MLIB_MnacRnd` functions return the rounded product of two multiplicands minus the input accumulator. The round method is the round to nearest. The function does not saturate the output. See the following equation:

$$MLIB\_MnacRnd(a, b, c) = \text{round}(b \cdot c) - a$$

Figure 49. Algorithm formula

### 2.24.1 Available versions

This function is available in the following versions:

- Fractional output - the output is the fractional portion of the result; the result is within the range <-1 ; 1). The result may overflow.
- Accumulator output with mixed inputs - the output is the accumulator type, where the result can be out of the range <-1 ; 1). The accumulator is the accumulator type, the multiplicands are the fractional types. The result may overflow.

The available versions of the [MLIB\\_MnacRnd](#) function are shown in the following table.

**Table 25. Function versions**

Function name	Input type			Result type	Description
	Accum.	Mult. 1	Mult. 2		
MLIB_MnacRnd_F16	<a href="#">frac16_t</a>	<a href="#">frac16_t</a>	<a href="#">frac16_t</a>	<a href="#">frac16_t</a>	The 16-bit fractional accumulator is subtracted from the fractional product (of two 16-bit fractional multiplicands) rounded to the upper 16 bits. The output is within the range <-1 ; 1).
MLIB_MnacRnd_F32lls	<a href="#">frac32_t</a>	<a href="#">frac32_t</a>	<a href="#">frac16_t</a>	<a href="#">frac32_t</a>	The 32-bit fractional accumulator is subtracted from the fractional product (of a 32-bit and a 16-bit fractional multiplicand) rounded to the upper 32 bits [16..48]. The output is within the range <-1 ; 1).
MLIB_MnacRnd_F32	<a href="#">frac32_t</a>	<a href="#">frac32_t</a>	<a href="#">frac32_t</a>	<a href="#">frac32_t</a>	The 32-bit fractional accumulator is subtracted from the fractional product (of two 32-bit fractional multiplicands) rounded to the upper 32 bits [32..63]. The output is within the range <-1 ; 1).
MLIB_MnacRnd_A32ass	<a href="#">acc32_t</a>	<a href="#">frac16_t</a>	<a href="#">frac16_t</a>	<a href="#">acc32_t</a>	The 32-bit accumulator is subtracted from the fractional product (of two 16-bit fractional multiplicands) rounded to the upper 16-bits [16..31]. The output may be out of the range <-65536 ; 65536).

## 2.24.2 Declaration

The available [MLIB\\_MnacRnd](#) functions have the following declarations:

```
frac16_t MLIB_MnacRnd_F16(frac16_t f16Accum, frac16_t f16Mult1, frac16_t f16Mult2)
frac32_t MLIB_MnacRnd_F32lls(frac32_t f32Accum, frac32_t f32Mult1, frac16_t f16Mult2)
frac32_t MLIB_MnacRnd_F32(frac32_t f32Accum, frac32_t f32Mult1, frac32_t f32Mult2)
acc32_t MLIB_MnacRnd_A32ass(acc32_t a32Accum, frac16_t f16Mult1, frac16_t f16Mult2)
```

## 2.24.3 Function use

The use of the [MLIB\\_MnacRnd](#) function is shown in the following example:

```
#include "mlib.h"

static frac32_t f32Accum, f32Result, f32Mult1;
static frac16_t f16Mult2;

void main(void)
{
    f32Accum = FRAC32(0.3);           /* f32Accum = 0.3 */
    f32Mult1 = FRAC32(0.4);          /* f32Mult1 = 0.4 */
    f16Mult2 = FRAC16(-0.2);         /* f16Mult2 = -0.2 */

    /* f32Result = round(f32Mult1 * f16Mult2 - f32Accum) */
    f32Result = MLIB_MnacRnd_F32lls(f32Accum, f32Mult1, f16Mult2);
}
```

## 2.25 MLIB\_MnacRndSat

The `MLIB_MnacRndSat` functions return the rounded product of two multiplicands minus the input accumulator. The round method is the round to nearest. The function saturates the output. See the following equation:

$$MLIB\_MnacRndSat(a, b, c) = \begin{cases} 1, & \text{round}(b \cdot c) - a > 1 \\ -1, & \text{round}(b \cdot c) - a < -1 \\ \text{round}(b \cdot c) - a, & \text{else} \end{cases}$$

Figure 50. Algorithm formula

### 2.25.1 Available versions

This function is available in the following versions:

- Fractional output - the output is the fractional portion of the result; the result is within the range <-1 ; 1). The result may saturate.

The available versions of the `MLIB_MnacRndSat` function are shown in the following table.

Table 26. Function versions

Function name	Input type			Result type	Description
	Accum.	Mult. 1	Mult. 2		
<code>MLIB_MnacRndSat_F16</code>	<code>frac16_t</code>	<code>frac16_t</code>	<code>frac16_t</code>	<code>frac16_t</code>	The 16-bit fractional accumulator is subtracted from the fractional product (of two 16-bit fractional multiplicands) rounded to the upper 16 bits. The output is within the range <-1 ; 1).
<code>MLIB_MnacRndSat_F32lls</code>	<code>frac32_t</code>	<code>frac32_t</code>	<code>frac16_t</code>	<code>frac32_t</code>	The 32-bit fractional accumulator is subtracted from the fractional product (of a 32-bit and a 16-bit fractional multiplicand) rounded to the upper 32 bits [16..48]. The output is within the range <-1 ; 1).
<code>MLIB_MnacRndSat_F32</code>	<code>frac32_t</code>	<code>frac32_t</code>	<code>frac32_t</code>	<code>frac32_t</code>	The 32-bit fractional accumulator is subtracted from the fractional product (of two 32-bit fractional multiplicands) rounded to the upper 32 bits [32..63]. The output is within the range <-1 ; 1).

### 2.25.2 Declaration

The available `MLIB_MnacRndSat` functions have the following declarations:

```
frac16_t MLIB_MnacRnd_F16(frac16_t f16Accum, frac16_t f16Mult1, frac16_t f16Mult2)
frac32_t MLIB_MnacRnd_F32lls(frac32_t f32Accum, frac32_t f32Mult1, frac16_t f16Mult2)
frac32_t MLIB_MnacRnd_F32(frac32_t f32Accum, frac32_t f32Mult1, frac32_t f32Mult2)
```

### 2.25.3 Function use

The use of the `MLIB_MnacRndSat` function is shown in the following example:

```
#include "mlib.h"

static frac32_t f32Accum, f32Result, f32Mult1;
```

```

static frac16_t f16Mult2;

void main(void)
{
    f32Accum = FRAC32(0.3);           /* f32Accum = 0.3 */
    f32Mult1 = FRAC32(0.4);          /* f32Mult1 = 0.4 */
    f16Mult2 = FRAC16(-0.2);         /* f16Mult2 = -0.2 */

    /* f32Result = round(f32Mult1 * f16Mult2 - f32Accum) */
    f32Result = MLIB_MnacRndSat_F32lls(f32Accum, f32Mult1, f16Mult2);
}
    
```

## 2.26 MLIB\_Msu

The **MLIB\_Msu** functions return the fractional product of two multiplicands subtracted from the input accumulator. The function does not saturate the output. See the following equation:

$$MLIB\_Msu(a, b, c) = a - b \cdot c$$

**Figure 51. Algorithm formula**

### 2.26.1 Available versions

This function is available in the following versions:

- Fractional output - the output is the fractional portion of the result; the result is within the range <-1 ; 1). The result may overflow.
- Accumulator output with mixed inputs - the output is the accumulator type, where the result can be out of the range <-1 ; 1). The accumulator is the accumulator type, the multiplicands are the fractional types. The result may overflow.
- Floating-point output - the output is a floating-point number; the result is within the full range.

The available versions of the **MLIB\_Msu** function are shown in the following table.

**Table 27. Function versions**

Function name	Input type			Result type	Description
	Accum.	Mult. 1	Mult. 2		
MLIB_Msu_F16	frac16_t	frac16_t	frac16_t	frac16_t	The upper 16-bit portion [16..31] of the fractional product (of two 16-bit fractional multiplicands) is subtracted from a 16-bit fractional accumulator. The output is within the range <-1 ; 1).
MLIB_Msu_F32lss	frac32_t	frac16_t	frac16_t	frac32_t	The 32-bit fractional product (of two 16-bit fractional multiplicands) is subtracted from a 32-bit fractional accumulator. The output is within the range <-1 ; 1).
MLIB_Msu_F32	frac32_t	frac32_t	frac32_t	frac32_t	The upper 32-bit portion [32..63] of the fractional product (of two 32-bit fractional multiplicands) is subtracted from a 32-bit fractional accumulator. The output is within the range <-1 ; 1).
MLIB_Msu_A32ass	acc32_t	frac16_t	frac16_t	acc32_t	The upper 16-bit portion [16..31] of the fractional product (of two 16-bit fractional multiplicands) is subtracted from

*Table continues on the next page...*

Table 27. Function versions (continued)

Function name	Input type			Result type	Description
	Accum.	Mult. 1	Mult. 2		
					a 32-bit accumulator. The output may be out of the range <-65536 ; 65536).
MLIB_Msu_FLT	float_t	float_t	float_t	float_t	The product (of two 32-bit single-point floating-point multiplicands) is subtracted from a single-point floating-point accumulator. The output is within the full range.

## 2.26.2 Declaration

The available [MLIB\\_Msu](#) functions have the following declarations:

```
frac16_t MLIB_Msu_F16(frac16_t f16Accum, frac16_t f16Mult1, frac16_t f16Mult2)
frac32_t MLIB_Msu_F32lss(frac32_t f32Accum, frac16_t f16Mult1, frac16_t f16Mult2)
frac32_t MLIB_Msu_F32(frac32_t f32Accum, frac32_t f32Mult1, frac32_t f32Mult2)
acc32_t MLIB_Msu_A32ass(acc32_t a32Accum, frac16_t f16Mult1, frac16_t f16Mult2)
float_t MLIB_Msu_FLT(float_t f16Accum, float_t f16Mult1, float_t f16Mult2)
```

## 2.26.3 Function use

The use of the [MLIB\\_Msu](#) function is shown in the following examples:

### Fixed-point version:

```
#include "mlib.h"

static acc32_t a32Accum, a32Result;
static frac16_t f16Mult1, f16Mult2;

void main(void)
{
    a32Accum = ACC32(2.3);           /* a32Accum = 2.3 */
    f16Mult1 = FRAC16(0.1);         /* f16Mult1 = 0.1 */
    f16Mult2 = FRAC16(-0.2);        /* f16Mult2 = -0.2 */

    /* a32Result = a32Accum - f16Mult1 * f16Mult2 */
    a32Result = MLIB_Msu_A32ass(a32Accum, f16Mult1, f16Mult2);
}
```

### Floating-point version:

```
#include "mlib.h"

static float_t f16Accum, f16Result;
static float_t f16Mult1, f16Mult2;

void main(void)
{
    f16Accum = 2.3F;                /* f16Accum = 2.3 */
    f16Mult1 = 0.1F;                /* f16Mult1 = 0.1 */
    f16Mult2 = -0.2F;               /* f16Mult2 = -0.2 */
}
```

```

/* fltResult = fltAccum - fltMult1 * fltMult2 */
fltResult = MLIB_Msu_FLT(fltAccum, fltMult1, fltMult2);
}
    
```

## 2.27 MLIB\_MsuSat

The [MLIB\\_MsuSat](#) functions return the fractional product of two multiplicands subtracted from the input accumulator. The function saturates the output. See the following equation:

$$\text{MLIB\_MsuSat}(a, b, c) = \begin{cases} 1, & a - b \cdot c > 1 \\ -1, & a - b \cdot c < -1 \\ a - b \cdot c, & \text{else} \end{cases}$$

**Figure 52. Algorithm formula**

### 2.27.1 Available versions

This function is available in the following versions:

- Fractional output - the output is the fractional portion of the result; the result is within the range <-1 ; 1). The result may saturate.

The available versions of the [MLIB\\_MsuSat](#) function are shown in the following table.

**Table 28. Function versions**

Function name	Input type			Result type	Description
	Accum.	Mult. 1	Mult. 2		
MLIB_MsuSat_F16	frac16_t	frac16_t	frac16_t	frac16_t	The upper 16-bit portion [16..31] of the fractional product (of two 16-bit fractional multiplicands) is subtracted from a 16-bit fractional accumulator. The output is within the range <-1 ; 1).
MLIB_MsuSat_F32lss	frac32_t	frac16_t	frac16_t	frac32_t	The 32-bit fractional product (of two 16-bit fractional multiplicands) is subtracted from a 32-bit fractional accumulator. The output is within the range <-1 ; 1).
MLIB_MsuSat_F32	frac32_t	frac32_t	frac32_t	frac32_t	The upper 32-bit portion [32..63] of the fractional product (of two 32-bit fractional multiplicands) is subtracted from a 32-bit fractional accumulator. The output is within the range <-1 ; 1).

### 2.27.2 Declaration

The available [MLIB\\_MsuSat](#) functions have the following declarations:

```

frac16_t MLIB_MsuSat_F16(frac16_t f16Accum, frac16_t f16Mult1, frac16_t f16Mult2)
frac32_t MLIB_MsuSat_F32lss(frac32_t f32Accum, frac16_t f16Mult1, frac16_t f16Mult2)
frac32_t MLIB_MsuSat_F32(frac32_t f32Accum, frac32_t f32Mult1, frac32_t f32Mult2)
    
```

### 2.27.3 Function use

The use of the `MLIB_MsuSat` function is shown in the following example:

```
#include "mlib.h"

static frac32_t f32Accum, f32Mult1, f32Mult2, f32Result;

void main(void)
{
    f32Accum = FRAC32(0.9);           /* f32Accum = 0.9 */
    f32Mult1 = FRAC32(-1.0);         /* f32Mult1 = -1.0 */
    f32Mult2 = FRAC32(0.2);         /* f32Mult2 = 0.2 */

    /* f32Result = sat(f32Accum - f32Mult1 * f32Mult2) */
    f32Result = MLIB_MsuSat_F32(f32Accum, f32Mult1, f32Mult2);
}
```

### 2.28 MLIB\_MsuRnd

The `MLIB_MsuRnd` functions return the rounded fractional product of two multiplicands subtracted from the input accumulator. The round method is the round to nearest. The function does not saturate the output. See the following equation:

$$MLIB\_MsuRnd(a, b, c) = a - \text{round}(b \cdot c)$$

Figure 53. Algorithm formula

#### 2.28.1 Available versions

This function is available in the following versions:

- Fractional output - the output is the fractional portion of the result; the result is within the range  $<-1 ; 1$ ). The result may overflow.
- Accumulator output with mixed inputs - the output is the accumulator type, where the result can be out of the range  $<-1 ; 1$ ). The accumulator is the accumulator type, the multiplicands are the fractional types. The result may overflow.

The available versions of the `MLIB_MsuRnd` function are shown in the following table.

Table 29. Function versions

Function name	Input type			Result type	Description
	Accum.	Mult. 1	Mult. 2		
MLIB_MsuRnd_F16	frac16_t	frac16_t	frac16_t	frac16_t	The fractional product (of two 16-bit fractional multiplicands), rounded to the upper 16 bits, is subtracted from a 16-bit fractional accumulator. The output is within the range $<-1 ; 1$ ).
MLIB_MsuRnd_F32lls	frac32_t	frac32_t	frac16_t	frac32_t	The fractional product (of a 32-bit and 16-bit fractional multiplicands), rounded to the upper 32 bits [16..48], is subtracted from a 32-bit fractional accumulator. The output is within the range $<-1 ; 1$ ).
MLIB_MsuRnd_F32	frac32_t	frac32_t	frac32_t	frac32_t	The fractional product (of two 32-bit fractional multiplicands), rounded to the upper 32 bits [32..63],

Table continues on the next page...

Table 29. Function versions (continued)

Function name	Input type			Result type	Description
	Accum.	Mult. 1	Mult. 2		
					is subtracted from a 32-bit fractional accumulator. The output is within the range <-1 ; 1).
MLIB_MsuRnd_A32ass	acc32_t	frac16_t	frac16_t	acc32_t	The fractional product (of two 16-bit fractional multiplicands), rounded to the upper 16 bits [16..31], is subtracted from a 32-bit accumulator. The output may be out of the range <-65536 ; 65536).

### 2.28.2 Declaration

The available `MLIB_MsuRnd` functions have the following declarations:

```
frac16_t MLIB_MsuRnd_F16(frac16_t f16Accum, frac16_t f16Mult1, frac16_t f16Mult2)
frac32_t MLIB_MsuRnd_F3211s(frac32_t f32Accum, frac32_t f32Mult1, frac16_t f16Mult2)
frac32_t MLIB_MsuRnd_F32(frac32_t f32Accum, frac32_t f32Mult1, frac32_t f32Mult2)
acc32_t MLIB_MsuRnd_A32ass(acc32_t a32Accum, frac16_t f16Mult1, frac16_t f16Mult2)
```

### 2.28.3 Function use

The use of the `MLIB_MsuRnd` function is shown in the following example:

```
#include "mlib.h"

static frac16_t f16Accum, f16Mult1, f16Mult2, f16Result;

void main(void)
{
    f16Accum = FRAC16(0.3);           /* f16Accum = 0.3 */
    f16Mult1 = FRAC16(0.1);          /* f16Mult1 = 0.1 */
    f16Mult2 = FRAC16(-0.2);         /* f16Mult2 = -0.2 */

    /* f16Result = round(f16Accum - f16Mult1 * f16Mult2) */
    f16Result = MLIB_MsuRnd_F16(f16Accum, f16Mult1, f16Mult2);
}
```

## 2.29 MLIB\_MsuRndSat

The `MLIB_MsuRndSat` functions return the rounded fractional product of two multiplicands subtracted from the input accumulator. The round method is the round to nearest. The function saturates the output. See the following equation:

$$MLIB\_MsuRndSat(a, b, c) = \begin{cases} 1, & a - \text{round}(b \cdot c) > 1 \\ -1, & a - \text{round}(b \cdot c) < -1 \\ a - \text{round}(b \cdot c), & \text{else} \end{cases}$$

Figure 54. Algorithm formula

### 2.29.1 Available versions

This function is available in the following versions:



- Fractional output - the output is the fractional portion of the result; the result is within the range  $<-1 ; 1$ ). The result may saturate.

The available versions of the [MLIB\\_MsuRndSat](#) function are shown in the following table.

Table 30. Function versions

Function name	Input type			Result type	Description
	Accum.	Mult. 1	Mult. 2		
MLIB_MsuRndSat_F16	<a href="#">frac16_t</a>	<a href="#">frac16_t</a>	<a href="#">frac16_t</a>	<a href="#">frac16_t</a>	The fractional product (of two 16-bit fractional multiplicands), rounded to the upper 16 bits, is subtracted from a 16-bit fractional accumulator. The output is within the range $<-1 ; 1$ ).
MLIB_MsuRndSat_F32lls	<a href="#">frac32_t</a>	<a href="#">frac32_t</a>	<a href="#">frac16_t</a>	<a href="#">frac32_t</a>	The fractional product (of a 32-bit and 16-bit fractional multiplicands), rounded to the upper 32 bits [16..48], is subtracted from a 32-bit fractional accumulator. The output is within the range $<-1 ; 1$ ).
MLIB_MsuRndSat_F32	<a href="#">frac32_t</a>	<a href="#">frac32_t</a>	<a href="#">frac32_t</a>	<a href="#">frac32_t</a>	The fractional product (of two 32-bit fractional multiplicands), rounded to the upper 32 bits [32..63], is subtracted from a 32-bit fractional accumulator. The output is within the range $<-1 ; 1$ ).

## 2.29.2 Declaration

The available [MLIB\\_MsuRndSat](#) functions have the following declarations:

```
frac16_t MLIB_MsuRndSat_F16(frac16_t f16Accum, frac16_t f16Mult1, frac16_t f16Mult2)
frac32_t MLIB_MsuRndSat_F32lls(frac32_t f32Accum, frac32_t f32Mult1, frac16_t f16Mult2)
frac32_t MLIB_MsuRndSat_F32(frac32_t f32Accum, frac32_t f32Mult1, frac32_t f32Mult2)
```

## 2.29.3 Function use

The use of the [MLIB\\_MsuRndSat](#) function is shown in the following example:

```
#include "mlib.h"

static frac32_t f32Accum, f32Mult1, f32Mult2, f32Result;

void main(void)
{
    f32Accum = FRAC32(0.3);           /* f32Accum = 0.3 */
    f32Mult1 = FRAC32(0.1);          /* f32Mult1 = 0.1 */
    f32Mult2 = FRAC32(-0.2);         /* f32Mult2 = -0.2 */

    /* f32Result = sat(round(f32Accum - f32Mult1 * f32Mult2)) */
    f32Result = MLIB_MsuRndSat_F32(f32Accum, f32Mult1, f32Mult2);
}
```

## 2.30 MLIB\_Msu4

The [MLIB\\_Msu4](#) functions return the subtraction of the products of two multiplicands. The function does not saturate the output. See the following equation:

$$MLIB\_Msu4(a, b, c, d) = a \cdot b - c \cdot d$$

Figure 55. Algorithm formula

### 2.30.1 Available versions

The function is available in the following versions:

- Fractional output - the output is the fractional portion of the result; the result is within the range <-1 ; 1). The result may overflow.
- Floating-point output - the output is a floating-point number; the result is within the full range.

The available versions of the [MLIB\\_Msu4](#) function are shown in the following table.

Table 31. Function versions

Function name	Input type				Result type	Description
	Minuend product		Subtrahend product			
	Mult. 1	Mult. 2	Mult. 1	Mult. 2		
MLIB_Msu4_F32ssss	<a href="#">frac16_t</a>	<a href="#">frac16_t</a>	<a href="#">frac16_t</a>	<a href="#">frac16_t</a>	<a href="#">frac32_t</a>	Subtraction of two 32-bit fractional products (of two 16-bit fractional multiplicands). The output is within the range <-1 ; 1).
MLIB_Msu4_FLT	<a href="#">float_t</a>	<a href="#">float_t</a>	<a href="#">float_t</a>	<a href="#">float_t</a>	<a href="#">float_t</a>	Subtraction of two 32-bit single-point floating-point products (of two 32-bit single-point floating-point multiplicands). The output is within the full range.

### 2.30.2 Declaration

The available [MLIB\\_Msu4](#) functions have the following declarations:

```
frac32_t MLIB_Msu4_F32ssss(frac16_t f16MinMult1, frac16_t f16MinMult2, frac16_t f16SubMult1,
frac16_t f16SubMult2)

float_t MLIB_Msu4_FLT(float_t fltMinMult1, float_t fltMinMult2, float_t fltSubMult1,
float_t fltSubMult2)
```

### 2.30.3 Function use

The use of the [MLIB\\_Msu4](#) function is shown in the following examples:

**Fixed-point version:**

```
#include "mlib.h"

static frac32_t f32Result;
static frac16_t f16MinMult1, f16MinMult2, f16SubMult1, f16SubMult2;

void main(void)
```

```

{
    f16MinMult1 = FRAC16(0.2);          /* f16MinMult1 = 0.2 */
    f16MinMult2 = FRAC16(-0.7);        /* f16MinMult2 = -0.7 */
    f16SubMult1 = FRAC16(0.3);         /* f16SubMult1 = 0.3 */
    f16SubMult2 = FRAC16(-0.25);       /* f16SubMult2 = -0.25 */

    /* f32Result = f16MinMult1 * f16MinMult2 - f16SubMult1 * f16SubMult2 */
    f32Result = MLIB_Msu4_F32ssss(f16MinMult1, f16MinMult2, f16SubMult1, f16SubMult2);
}

```

### Floating-point version:

```

#include "mlib.h"

static float_t fltResult;
static float_t fltMinMult1, fltMinMult2, fltSubMult1, fltSubMult2;

void main(void)
{
    fltMinMult1 = 0.2F;                /* fltMinMult1 = 0.2 */
    fltMinMult2 = -0.7F;               /* fltMinMult2 = -0.7 */
    fltSubMult1 = 0.3F;                /* fltSubMult1 = 0.3 */
    fltSubMult2 = -0.25F;              /* fltSubMult2 = -0.25 */

    /* fltResult = fltMinMult1 * fltMinMult2 - fltSubMult1 * fltSubMult2 */
    fltResult = MLIB_Msu4_FLT(fltMinMult1, fltMinMult2, fltSubMult1, fltSubMult2);
}

```

## 2.31 MLIB\_Msu4Sat

The [MLIB\\_Msu4Sat](#) functions return the subtraction of the products of two multiplicands. The function saturates the output. See the following equation:

$$\text{MLIB\_Msu4Sat}(a, b, c, d) = \begin{cases} 1, & a \cdot b - c \cdot d > 1 \\ -1, & a \cdot b - c \cdot d < -1 \\ a \cdot b - c \cdot d, & \text{else} \end{cases}$$

Figure 56. Algorithm formula

### 2.31.1 Available versions

This function is available in the following versions:

- Fractional output - the output is the fractional portion of the result; the result is within the range <-1 ; 1). The result may saturate.

The available versions of the [MLIB\\_Msu4Sat](#) function are shown in the following table.

Table 32. Function versions

Function name	Input type				Result type	Description
	Minuend product		Subtrahend product			
	Mult. 1	Mult. 2	Mult. 1	Mult. 2		
MLIB_Msu4Sat_F32ssss	frac16_t	frac16_t	frac16_t	frac16_t	frac32_t	Subtraction of two 32-bit fractional products (of two 16-bit fractional multiplicands). The output is within the range <-1 ; 1).

### 2.31.2 Declaration

The available [MLIB\\_Msu4Sat](#) functions have the following declarations:

```
frac32_t MLIB_Msu4Sat_F32ssss(frac16_t f16MinMult1, frac16_t f16MinMult2, frac16_t f16SubMult1,
frac16_t f16SubMult2)
```

### 2.31.3 Function use

The use of the [MLIB\\_Msu4Sat](#) function is shown in the following example:

```
#include "mlib.h"

static frac32_t f32Result;
static frac16_t f16MinMult1, f16MinMult2, f16SubMult1, f16SubMult2;

void main(void)
{
    f16MinMult1 = FRAC16(0.8);          /* f16MinMult1 = 0.8 */
    f16MinMult2 = FRAC16(-0.9);        /* f16MinMult2 = -0.9 */
    f16SubMult1 = FRAC16(0.7);         /* f16SubMult1 = 0.7 */
    f16SubMult2 = FRAC16(0.9);         /* f16SubMult2 = 0.9 */

    /* f32Result = sat(f16MinMult1 * f16MinMult2 - f16SubMult1 * f16SubMult2) */
    f32Result = MLIB_Msu4Sat_F32ssss(f16MinMult1, f16MinMult2, f16SubMult1,
f16SubMult2);
}
```

## 2.32 MLIB\_Msu4Rnd

The [MLIB\\_Msu4Rnd](#) functions return the rounded subtraction of two products of two pairs of multiplicands. The round method is the round to nearest. The function does not saturate the output. See the following equation:

$$MLIB\_Msu4Rnd(a, b, c, d) = \text{round}(a \cdot b - c \cdot d)$$

Figure 57. Algorithm formula

### 2.32.1 Available versions

This function is available in the following versions:

- Fractional output - the output is the fractional portion of the result; the result is within the range  $<-1 ; 1$ ). The result may overflow.

The available versions of the [MLIB\\_Msu4Rnd](#) function are shown in the following table.

**Table 33. Function versions**

Function name	Input type				Result type	Description
	Minuend product		Subtrahend product			
	Mult. 1	Mult. 2	Mult. 1	Mult. 2		
MLIB_Msu4Rnd_F16	<a href="#">frac16_t</a>	<a href="#">frac16_t</a>	<a href="#">frac16_t</a>	<a href="#">frac16_t</a>	<a href="#">frac16_t</a>	Subtraction of two 16-bit fractional products (of two 16-bit fractional multiplicands), rounded to the upper 16 bits. The output is within the range $<-1 ; 1$ ).
MLIB_Msu4Rnd_F32	<a href="#">frac32_t</a>	<a href="#">frac32_t</a>	<a href="#">frac32_t</a>	<a href="#">frac32_t</a>	<a href="#">frac32_t</a>	Subtraction of two 32-bit fractional products (of two 32-bit fractional multiplicands), rounded to the upper 32 bits. The output is within the range $<-1 ; 1$ ).

### 2.32.2 Declaration

The available [MLIB\\_Msu4Rnd](#) functions have the following declarations:

```
frac16_t MLIB_Msu4Rnd_F16(frac16_t f16MinMult1, frac16_t f16MinMult2, frac16_t f16SubMult1,
frac16_t f16SubMult2)

frac32_t MLIB_Msu4Rnd_F32(frac32_t f32MinMult1, frac32_t f32MinMult2, frac32_t f32SubMult1,
frac32_t f32SubMult2)
```

### 2.32.3 Function use

The use of the [MLIB\\_Msu4Rnd](#) function is shown in the following example:

```
#include "mlib.h"

static frac16_t f16Result, f16MinMult1, f16MinMult2, f16SubMult1, f16SubMult2;

void main(void)
{
    f16MinMult1 = FRAC16(0.256);          /* f16MinMult1 = 0.256 */
    f16MinMult2 = FRAC16(-0.724);        /* f16MinMult2 = -0.724*/
    f16SubMult1 = FRAC16(0.365);         /* f16SubMult1 = 0.365 */
    f16SubMult2 = FRAC16(-0.25);         /* f16SubMult2 = -0.25 */

    /* f32Result = round(f16MinMult1 * f16MinMult2 - f16SubMult1 * f16SubMult2) */
```

```
f16Result = MLIB_Msu4Rnd_F16(f16MinMult1, f16MinMult2, f16SubMult1, f16SubMult2);
}
```

### 2.33 MLIB\_Msu4RndSat

The [MLIB\\_Msu4RndSat](#) functions return the rounded subtraction of two products of two pairs of multiplicands. The round method is the round to nearest. The function saturates the output. See the following equation:

$$MLIB\_Msu4RndSat(a, b, c, d) = \begin{cases} 1, & \text{round}(a \cdot b - c \cdot d) > 1 \\ -1, & \text{round}(a \cdot b - c \cdot d) < -1 \\ \text{round}(a \cdot b - c \cdot d), & \text{else} \end{cases}$$

**Figure 58. Algorithm formula**

#### 2.33.1 Available versions

This function is available in the following versions:

- Fractional output - the output is the fractional portion of the result; the result is within the range <-1 ; 1). The result may saturate.

The available versions of the [MLIB\\_Msu4RndSat](#) function are shown in the following table.

**Table 34. Function versions**

Function name	Input type				Result type	Description
	Minuend product		Subtrahend product			
	Mult. 1	Mult. 2	Mult. 1	Mult. 2		
MLIB_Msu4RndSat_F16	<a href="#">frac16_t</a>	<a href="#">frac16_t</a>	<a href="#">frac16_t</a>	<a href="#">frac16_t</a>	<a href="#">frac16_t</a>	Subtraction of two 16-bit fractional products (of two 16-bit fractional multiplicands), rounded to the upper 16 bits. The output is within the range <-1 ; 1).
MLIB_Msu4RndSat_F32	<a href="#">frac32_t</a>	<a href="#">frac32_t</a>	<a href="#">frac32_t</a>	<a href="#">frac32_t</a>	<a href="#">frac32_t</a>	Subtraction of two 32-bit fractional products (of two 32-bit fractional multiplicands), rounded to the upper 32 bits. The output is within the range <-1 ; 1).

#### 2.33.2 Declaration

The available [MLIB\\_Msu4RndSat](#) functions have the following declarations:

```
frac16\_t MLIB_Msu4RndSat_F16(frac16\_t f16MinMult1, frac16\_t f16MinMult2, frac16\_t f16SubMult1,
frac16\_t f16SubMult2)

frac32\_t MLIB_Msu4RndSat_F32(frac32\_t f32MinMult1, frac32\_t f32MinMult2, frac32\_t f32SubMult1,
frac32\_t f32SubMult2)
```

### 2.33.3 Function use

The use of the [MLIB\\_Msu4RndSat](#) function is shown in the following example:

```
#include "mlib.h"

static frac16_t f16Result, f16MinMult1, f16MinMult2, f16SubMult1, f16SubMult2;

void main(void)
{
    f16MinMult1 = FRAC16(0.8);          /* f16MinMult1 = 0.8 */
    f16MinMult2 = FRAC16(-0.9);        /* f16MinMult2 = -0.9 */
    f16SubMult1 = FRAC16(0.7);         /* f16SubMult1 = 0.7 */
    f16SubMult2 = FRAC16(0.9);         /* f16SubMult2 = 0.9 */

    /* f16Result = sat(round(f16MinMult1 * f16MinMult2 - f16SubMult1 * f16SubMult2)) */
    f16Result = MLIB_Msu4RndSat_F16(f16MinMult1, f16MinMult2, f16SubMult1,
    f16SubMult2);
}
```

### 2.34 MLIB\_Mul

The [MLIB\\_Mul](#) functions return the product of two multiplicands. The function does not saturate the output. See the following equation:

$$MLIB\_Mul(a, b) = a \cdot b$$

Figure 59. Algorithm formula

#### 2.34.1 Available versions

This function is available in the following versions:

- Fractional output with fractional inputs - the output is the fractional portion of the result; the result is within the range <-1 ; 1). The inputs are the fractional values only. The result may overflow.
- Fractional output with mixed inputs - the output is the fractional portion of the result; the result is within the range <-1 ; 1). The inputs are the accumulator and fractional values. The result may overflow.
- Accumulator output - the output is the accumulator type where the result can be out of the range <-1 ; 1). The result may overflow.
- Floating-point output - the output is a floating-point number; the result is within the full range.

The available versions of the [MLIB\\_Mul](#) function are shown in the following table:

Table 35. Function versions

Function name	Input type		Result type	Description
	Mult. 1	Mult. 2		
MLIB_Mul_F16	frac16_t	frac16_t	frac16_t	Product of two 16-bit fractional multiplicands; the output are the upper 16 bits of the results [16..31]. The output is within the range <-1 ; 1).
MLIB_Mul_F16as	acc32_t	frac16_t	frac16_t	Product of a 32-bit accumulator and a 16-bit fractional multiplicand; the output is a 16-bit fractional portion, which has the upper 16 bits of the

Table continues on the next page...

Table 35. Function versions (continued)

Function name	Input type		Result type	Description
	Mult. 1	Mult. 2		
				fractional value of the result [16..31]. The output is within the range <-1 ; 1).
MLIB_Mul_F32ss	frac16_t	frac16_t	frac32_t	Product of two 16-bit fractional multiplicands; the result is a 32-bit fractional value. The output is within the range <-1 ; 1).
MLIB_Mul_F32	frac32_t	frac32_t	frac32_t	Product of two 32-bit fractional multiplicands; the output are the upper 32 bits of the results [16..31]. The output is within the range <-1 ; 1).
MLIB_Mul_A32	acc32_t	acc32_t	acc32_t	Product of two 32-bit accumulator multiplicands; the output is a 32-bit accumulator, which has the upper mid bits of the result [16..47]. The output is within the range <-65536.0 ; 65536.0).
MLIB_Mul_FLT	float_t	float_t	float_t	Product of two 32-bit single precision floating-point multiplicands. The output is within the full range.

### 2.34.2 Declaration

The available `MLIB_Mul` functions have the following declarations:

```
frac16_t MLIB_Mul_F16(frac16_t f16Mult1, frac16_t f16Mult2)
frac16_t MLIB_Mul_F16as(acc32_t a32Accum, frac16_t f16Mult)
frac32_t MLIB_Mul_F32ss(frac16_t f16Mult1, frac16_t f16Mult2)
frac32_t MLIB_Mul_F32(frac32_t f32Mult1, frac32_t f32Mult2)
acc32_t MLIB_Mul_A32(acc32_t a32Mult1, acc32_t a32Mult1)
float_t MLIB_Mul_FLT(float_t fltMult1, float_t fltMult2)
```

### 2.34.3 Function use

The use of the `MLIB_Mul` function is shown in the following examples:

#### Fixed-point version:

```
#include "mlib.h"

static frac32_t f32Result;
static frac16_t f16Mult1, f16Mult2;

void main(void)
{
    f16Mult1 = FRAC16(0.4);          /* f16Mult1 = 0.4 */
    f16Mult2 = FRAC16(-0.2);        /* f16Mult2 = -0.2 */

    /* f32Result = f16Mult1 * f16Mult2 */
    f32Result = MLIB_Mul_F32ss(f16Mult1, f16Mult2);
}
```

#### Floating-point version:

```
#include "mlib.h"
```



```

static float_t fltResult;
static float_t fltMult1, fltMult2;

void main(void)
{
    fltMult1 = 0.4F;          /* fltMult1 = 0.4 */
    fltMult2 = -0.2F;        /* fltMult2 = -0.2 */

    /* fltResult = fltMult1 * fltMult2 */
    fltResult = MLIB_Mul_FLT(fltMult1, fltMult2);
}
    
```

### 2.35 MLIB\_MulSat

The [MLIB\\_MulSat](#) functions return the product of two multiplicands. The function saturates the output. See the following equation:

$$\text{MLIB\_MulSat}(a, b) = \begin{cases} \text{max}, & a \cdot b > \text{max} \\ \text{min}, & a \cdot b < \text{min} \\ a \cdot b, & \text{else} \end{cases}$$

**Figure 60. Algorithm formula**

#### 2.35.1 Available versions

This function is available in the following versions:

- Fractional output with fractional inputs - the output is the fractional portion of the result; the result is within the range <-1 ; 1). The inputs are the fractional values only. The result may saturate.
- Fractional output with mixed inputs - the output is the fractional portion of the result; the result is within the range <-1 ; 1). The inputs are the accumulator and fractional values. The result may saturate.
- Accumulator output - the output is the accumulator type where the result can be out of the range <-1;1). The result may overflow.

The available versions of the [MLIB\\_MulSat](#) function are shown in the following table:

**Table 36. Function versions**

Function name	Input type		Result type	Description
	Mult. 1	Mult. 2		
MLIB_MulSat_F16	<a href="#">frac16_t</a>	<a href="#">frac16_t</a>	<a href="#">frac16_t</a>	Product of two 16-bit fractional multiplicands; the output is the upper 16 bits of the results [16..31]. The output is within the range <-1 ; 1).
MLIB_MulSat_F16as	<a href="#">acc32_t</a>	<a href="#">frac16_t</a>	<a href="#">frac16_t</a>	Product of a 32-bit accumulator and a 16-bit fractional multiplicand; the output is a 16-bit fractional value, which has the upper 16 bits of the fractional portion of the result [16..31]. The output is within the range <-1 ; 1).
MLIB_MulSat_F32ss	<a href="#">frac16_t</a>	<a href="#">frac16_t</a>	<a href="#">frac32_t</a>	Product of two 16-bit fractional multiplicands; the result is a 32-bit fractional value. The output is within the range <-1 ; 1).
MLIB_MulSat_F32	<a href="#">frac32_t</a>	<a href="#">frac32_t</a>	<a href="#">frac32_t</a>	Product of two 32-bit fractional multiplicands; the output are the upper 32 bits of the results [16..31]. The output is within the range <-1 ; 1).

*Table continues on the next page...*

Table 36. Function versions (continued)

Function name	Input type		Result type	Description
	Mult. 1	Mult. 2		
MLIB_MulSat_A32	acc32_t	acc32_t	acc32_t	Product of two 32-bit accumulator multiplicands; the output is a 32-bit accumulator, which has the mid bits of the result [16..47]. The output is within the range <-65536.0 ; 65536.0).

## 2.35.2 Declaration

The available `MLIB_MulSat` functions have the following declarations:

```
frac16_t MLIB_MulSat_F16(frac16_t f16Mult1, frac16_t f16Mult2)
frac16_t MLIB_MulSat_F16as(acc32_t a32Accum, frac16_t f16Mult)
frac32_t MLIB_MulSat_F32ss(frac16_t f16Mult1, frac16_t f16Mult2)
frac32_t MLIB_MulSat_F32(frac32_t f32Mult1, frac32_t f32Mult2)
acc32_t MLIB_MulSat_A32(acc32_t a32Mult1, acc32_t a32Mult1)
```

## 2.35.3 Function use

The use of the `MLIB_MulSat` function is shown in the following example:

```
#include "mlib.h"

static acc32_t a32Accum;
static frac16_t f16Mult, f16Result;

void main(void)
{
    a32Accum = ACC32(-5.5);      /* a32Accum = -5.5 */
    f16Mult = FRAC16(0.3);     /* f16Mult = 0.3 */

    /* f16Result = sat(a32Accum * f16Mult) */
    f16Result = MLIB_MulSat_F16as(a32Accum, f16Mult);
}
```

## 2.36 MLIB\_MulNeg

The `MLIB_MulNeg` functions return the negative product of two multiplicands. The function does not saturate the output. See the following equation:

$$\text{MLIB\_MulNeg}(a, b) = -a \cdot b$$

Figure 61. Algorithm formula

### 2.36.1 Available versions

This function is available in the following versions:

- Fractional output with fractional inputs - the output is the fractional portion of the result; the result is within the range <-1 ; 1). The inputs are the fractional values only.
- Fractional output with mixed inputs - the output is the fractional portion of the result; the result is within the range <-1 ; 1). The inputs are the accumulator and fractional values. The result may overflow.

- Accumulator output - the output is the accumulator type where the result can be out of the range <-1;1). The result may overflow.
- Floating-point output - the output is a floating-point number; the result is within the full range.

The available versions of the [MLIB\\_MulNeg](#) function are shown in the following table.

**Table 37. Function versions**

Function name	Input type		Result type	Description
	Mult. 1	Mult. 2		
MLIB_MuNegl_F16	<a href="#">frac16_t</a>	<a href="#">frac16_t</a>	<a href="#">frac16_t</a>	Negative product of two 16-bit fractional multiplicands; the output are the upper 16 bits of the results [16..31]. The output is within the range <-1 ; 1).
MLIB_MulNeg_F16as	<a href="#">acc32_t</a>	<a href="#">frac16_t</a>	<a href="#">frac16_t</a>	Negative product of a 32-bit accumulator and a 16-bit fractional multiplicand; the output is a 16-bit fractional value, which has the upper 16 bits of the fractional portion of the result [16..31]. The output is within the range <-1 ; 1).
MLIB_MulNeg_F32ss	<a href="#">frac16_t</a>	<a href="#">frac16_t</a>	<a href="#">frac32_t</a>	Negative product of two 16-bit fractional multiplicands; the result is a 32-bit fractional value. The output is within the range <-1 ; 1).
MLIB_MulNeg_F32	<a href="#">frac32_t</a>	<a href="#">frac32_t</a>	<a href="#">frac32_t</a>	Negative product of two 32-bit fractional multiplicands; the output are the upper 32 bits of the results [16..31]. The output is within the range <-1 ; 1).
MLIB_MulNeg_A32	<a href="#">acc32_t</a>	<a href="#">acc32_t</a>	<a href="#">acc32_t</a>	Product of two 32-bit accumulator multiplicands; the output is a 32-bit accumulator, which has the mid bits of the result [16..47]. The output is within the range <-65536.0 ; 65536.0).
MLIB_MulNeg_FLT	<a href="#">float_t</a>	<a href="#">float_t</a>	<a href="#">float_t</a>	Negative product of two 32-bit single precision floating-point multiplicands. The output is within the full range.

### 2.36.2 Declaration

The available [MLIB\\_MulNeg](#) functions have the following declarations:

```

frac16_t MLIB_MulNeg_F16(frac16_t f16Mult1, frac16_t f16Mult2)
frac16_t MLIB_MulNeg_F16as(acc32_t a32Accum, frac16_t f16Mult)
frac32_t MLIB_MulNeg_F32ss(frac16_t f16Mult1, frac16_t f16Mult2)
frac32_t MLIB_MulNeg_F32(frac32_t f32Mult1, frac32_t f32Mult2)
acc32_t MLIB_MulNeg_A32(acc32_t a32Mult1, acc32_t a32Mult1)
float_t MLIB_MulNeg_FLT(float_t fltMult1, float_t fltMult2)
    
```

### 2.36.3 Function use

The use of the [MLIB\\_MulNeg](#) function is shown in the following examples:

**Fixed-point version:**

```

#include "mlib.h"

static frac32_t f32Result;
static frac16_t f16Mult1, f16Mult2;

void main(void)
{
    
```

```

f16Mult1 = FRAC16(0.5);      /* f16Mult1 = 0.5 */
f16Mult2 = FRAC16(-0.3);    /* f16Mult2 = -0.3 */

/* f32Result = f16Mult1 * (-f16Mult2) */
f32Result = MLIB_MulNeg_F32ss(f16Mult1, f16Mult2);
}
    
```

**Floating-point version:**

```

#include "mlib.h"

static float_t fltResult;
static float_t fltMult1, fltMult2;

void main(void)
{
    fltMult1 = 0.5F;          /* fltMult1 = 0.5 */
    fltMult2 = -0.3F;        /* fltMult2 = -0.3 */

    /* fltResult = fltMult1 * (-fltMult2) */
    fltResult = MLIB_MulNeg_FLT(fltMult1, fltMult2);
}
    
```

## 2.37 MLIB\_MulNegSat

The [MLIB\\_MulNegSat](#) functions return the negative product of two multiplicands. The function saturates the output. See the following equation:

$$\text{MLIB\_MulNegSat}(a, b) = \begin{cases} \text{max}, & -a \cdot b > \text{max} \\ \text{min}, & -a \cdot b < \text{min} \\ -a \cdot b, & \text{else} \end{cases}$$

**Figure 62. Algorithm formula**

### 2.37.1 Available versions

This function is available in the following versions:

- Fractional output with mixed inputs - the output is the fractional portion of the result; the result is within the range <-1 ; 1). The inputs are the accumulator and fractional values. The result may saturate.
- Accumulator output - the output is the accumulator type where the result can be out of the range <-1 ; 1). The result may overflow.

The available versions of the [MLIB\\_MulNegSat](#) function are shown in the following table:

**Table 38. Function versions**

Function name	Input type		Result type	Description
	Mult. 1	Mult. 2		
MLIB_MulNegSat_F16 as	acc32_t	frac16_t	frac16_t	Negative product of a 32-bit accumulator and a 16-bit fractional multiplicand; the output is a 16-bit fractional value, which has the

*Table continues on the next page...*

**Table 38. Function versions (continued)**

Function name	Input type		Result type	Description
	Mult. 1	Mult. 2		
				upper 16 bits of the fractional portion of the result [16..31]. The output is within the range <-1 ; 1).
MLIB_MulNegSat_A32	acc32_t	acc32_t	acc32_t	Negative product of two 32-bit accumulator multiplicands; the output is a 32-bit accumulator, which has the middle bits of the result [16..47]. The output is within the range <-65536.0 ; 65536.0).

### 2.37.2 Declaration

The available **MLIB\_MulNegSat** functions have the following declarations:

```
frac16_t MLIB_MulNegSat_F16as(acc32_t a32Accum, frac16_t f16Mult)
acc32_t MLIB_MulNegSat_A32(acc32_t a32Mult1, acc32_t a32Mult2)
```

### 2.37.3 Function use

The use of the **MLIB\_MulNegSat** function is shown in the following example:

```
#include "mlib.h"

static acc32_t a32M1, a32M2, a32Result;

void main(void)
{
    a32M1 = ACC32(1.5);      /* a32M1 = 1.5 */
    a32M2 = ACC32(4.1);      /* a32M2 = 4.1 */

    /* f16Result = sat(-a32M1 * f32M2) */
    a32Result = MLIB_MulNegSat_A32(a32M1, a32M2);
}
```

## 2.38 MLIB\_MulRnd

The **MLIB\_MulRnd** functions return the rounded product of two multiplicands. The round method is the round to nearest. The function does not saturate the output. See the following equation:

$$MLIB\_MulRnd(a, b) = \text{round}(a \cdot b)$$

**Figure 63. Algorithm formula**

### 2.38.1 Available versions

This function is available in the following versions:

- Fractional output with fractional inputs - the output is the fractional portion of the result; the result is within the range <-1 ; 1). The inputs are the fractional values only. The result may overflow.
- Fractional output with mixed inputs - the output is the fractional portion of the result; the result is within the range <-1 ; 1). The inputs are the accumulator and fractional values. The result may overflow.

- Accumulator output - the output is the accumulator type where the result can be out of the range  $<-1 ; 1$ ). The result may overflow.

The available versions of the [MLIB\\_MulRnd](#) function are shown in the following table:

**Table 39. Function versions**

Function name	Input type		Result type	Description
	Mult. 1	Mult. 2		
MLIB_MulRnd_F16	<a href="#">frac16_t</a>	<a href="#">frac16_t</a>	<a href="#">frac16_t</a>	Product of two 16-bit fractional multiplicands; the output is rounded to the upper 16 bits of the results [16..31]. The output is within the range $<-1 ; 1$ ).
MLIB_MulRnd_F16as	<a href="#">acc32_t</a>	<a href="#">frac16_t</a>	<a href="#">frac16_t</a>	Product of a 32-bit accumulator and a 16-bit fractional multiplicand; the output is a 16-bit fractional value, which is rounded to the upper 16 bits of the fractional portion of the result [16..31]. The output is within the range $<-1 ; 1$ ).
MLIB_MulRnd_F32ls	<a href="#">frac32_t</a>	<a href="#">frac16_t</a>	<a href="#">frac32_t</a>	Product of a 32-bit and a 16-bit fractional multiplicand; the output is rounded to the upper 32 bits of the fractional portion of the result [16..47]. The output is within the range $<-1 ; 1$ ).
MLIB_MulRnd_F32	<a href="#">frac32_t</a>	<a href="#">frac32_t</a>	<a href="#">frac32_t</a>	Product of two 32-bit fractional multiplicands; the output is rounded to the upper 32 bits of the results [16..31]. The output is within the range $<-1 ; 1$ ).
MLIB_MulRnd_A32	<a href="#">acc32_t</a>	<a href="#">acc32_t</a>	<a href="#">acc32_t</a>	Product of two 32-bit accumulator multiplicands; the output is rounded to the middle bits of the result [16..47]. The output is within the range $<-65536.0 ; 65536.0$ ).

## 2.38.2 Declaration

The available [MLIB\\_MulRnd](#) functions have the following declarations:

```
frac16_t MLIB_MulRnd_F16(frac16_t f16Mult1, frac16_t f16Mult2)
frac16_t MLIB_MulRnd_F16as(acc32_t a32Accum, frac16_t f16Mult)
frac32_t MLIB_MulRnd_F32ls(frac32_t f32Mult1, frac16_t f16Mult2)
frac32_t MLIB_MulRnd_F32(frac32_t f32Mult1, frac32_t f32Mult2)
acc32_t MLIB_MulRnd_A32(acc32_t a32Mult1, acc32_t a32Mult1)
```

## 2.38.3 Function use

The use of the [MLIB\\_MulRnd](#) function is shown in the following example:

```
#include "mlib.h"

static frac32_t f32Mult1, f32Mult2, f32Result;

void main(void)
{
    f32Mult1 = FRAC32(0.5);          /* f32Mult1 = 0.5 */
    f32Mult2 = FRAC32(-0.24564);    /* f32Mult2 = -0.24564 */

    /* f32Result = round(f32Mult1 * f32Mult2) */
    f32Result = MLIB_MulRnd_F32(f32Mult1, f32Mult2);
}
```

## 2.39 MLIB\_MulRndSat

The `MLIB_MulRndSat` functions return the rounded product of two multiplicands. The round method is the round to nearest. The function saturates the output. See the following equation:

$$\text{MLIB\_MulRndSat}(a, b) = \begin{cases} \text{max}, & \text{round}(a \cdot b) > \text{max} \\ \text{min}, & \text{round}(a \cdot b) < \text{min} \\ \text{round}(a \cdot b), & \text{else} \end{cases}$$

Figure 64. Algorithm formula

### 2.39.1 Available versions

This function is available in the following versions:

- Fractional output with fractional inputs - the output is the fractional portion of the result; the result is within the range <-1 ; 1). The inputs are the fractional values only. The result may saturate.
- Fractional output with mixed inputs - the output is the fractional portion of the result; the result is within the range <-1 ; 1). The inputs are the accumulator and fractional values. The result may saturate.
- Accumulator output - the output is the accumulator type where the result can be out of the range <-1 ; 1). The result may overflow.

The available versions of the `MLIB_MulRndSat` function are shown in the following table:

Table 40. Function versions

Function name	Input type		Result type	Description
	Mult. 1	Mult. 2		
<code>MLIB_MulRndSat_F16</code>	<code>frac16_t</code>	<code>frac16_t</code>	<code>frac16_t</code>	Product of two 16-bit fractional multiplicands; the output is rounded to the upper 16 bits of the results [16..31]. The output is within the range <-1 ; 1).
<code>MLIB_MulRndSat_F16as</code>	<code>acc32_t</code>	<code>frac16_t</code>	<code>frac16_t</code>	Product of a 32-bit accumulator and a 16-bit fractional multiplicand; the output is a 16-bit fractional value, which is rounded to the upper 16 bits of the fractional portion of the result [16..31]. The output is within the range <-1 ; 1).
<code>MLIB_MulRndSat_F32ls</code>	<code>frac32_t</code>	<code>frac16_t</code>	<code>frac32_t</code>	Product of a 32-bit multiplicand and a 16-bit fractional multiplicand; the output is rounded to the upper 32 bits of the fractional portion of the result [16..47]. The output is within the range <-1 ; 1).
<code>MLIB_MulRndSat_F32</code>	<code>frac32_t</code>	<code>frac32_t</code>	<code>frac32_t</code>	Product of two 32-bit fractional multiplicands; the output is rounded to the upper 32 bits of the results [16..31]. The output is within the range <-1 ; 1).
<code>MLIB_MulRndSat_A32</code>	<code>acc32_t</code>	<code>acc32_t</code>	<code>acc32_t</code>	Product of two 32-bit accumulator multiplicands; the output is rounded to the the mid bits of the result [16..47]. The output is within the range <-65536.0 ; 65536.0).

### 2.39.2 Declaration

The available `MLIB_MulRndSat` functions have the following declarations:

```
frac16_t MLIB_MulRndSat_F16(frac16_t f16Mult1, frac16_t f16Mult2)
frac16_t MLIB_MulRndSat_F16as(acc32_t a32Accum, frac16_t f16Mult)
frac32_t MLIB_MulRndSat_F32ls(frac32_t f32Mult1, frac16_t f16Mult2)
```

```
frac32_t MLIB_MulRndSat_F32(frac32_t f32Mult1, frac32_t f32Mult2)
acc32_t MLIB_MulRndSat_A32(acc32_t a32Mult1, acc32_t a32Mult1)
```

### 2.39.3 Function use

The use of the `MLIB_MulRndSat` function is shown in the following example:

```
#include "mlib.h"

static frac32_t f32Mult1, f32Mult2, f32Result;

void main(void)
{
    f32Mult1 = FRAC32(-1.0);          /* f32Mult1 = -1.0 */
    f32Mult2 = FRAC32(-1.0);          /* f32Mult2 = -1.0 */

    /* f32Result = sat(round(f32Mult1 * f32Mult2))*/
    f32Result = MLIB_MulRndSat_F32(f32Mult1, f32Mult2);
}
```

## 2.40 MLIB\_MulNegRnd

The `MLIB_MulNegRnd` functions return the rounded negative product of two multiplicands. The round method is the round to nearest. The function does not saturate the output. See the following equation:

$$MLIB\_MulNegRnd(a, b) = \text{round}(-a \cdot b)$$

Figure 65. Algorithm formula

### 2.40.1 Available versions

This function is available in the following versions:

- Fractional output with fractional inputs - the output is the fractional portion of the result; the result is within the range  $<-1 ; 1$ ). The inputs are the fractional values only.
- Fractional output with mixed inputs - the output is the fractional portion of the result; the result is within the range  $<-1 ; 1$ ). The inputs are the accumulator and fractional values. The result may overflow.
- Accumulator output - the output is the accumulator type where the result can be out of the range  $<-1 ; 1$ ). The result may overflow.

The available versions of the `MLIB_MulNegRnd` function are shown in the following table:

Table 41. Function versions

Function name	Input type		Result type	Description
	Mult. 1	Mult. 2		
MLIB_MulNegRnd_F16	frac16_t	frac16_t	frac16_t	Negative product of two 16-bit fractional multiplicands; the output is rounded to the upper 16 bits of the results [16..31]. The output is within the range $<-1 ; 1$ ).
MLIB_MulNegRnd_F16as	acc32_t	frac16_t	frac16_t	Negative product of a 32-bit accumulator and a 16-bit fractional multiplicand; the output is a 16-bit fractional value, which is

Table continues on the next page...



Table 41. Function versions (continued)

Function name	Input type		Result type	Description
	Mult. 1	Mult. 2		
				rounded to the upper 16 bits of the fractional portion of the result [16..31]. The output is within the range <-1 ; 1).
MLIB_MulNegRnd_F32ls	frac32_t	frac16_t	frac32_t	Negative product of a 32-bit fractional multiplicand and a 16-bit fractional multiplicand; the output is rounded to the upper 32 bits of the fractional portion of the result [16..47]. The output is within the range <-1 ; 1).
MLIB_MulNegRnd_F32	frac32_t	frac32_t	frac32_t	Negative product of two 32-bit fractional multiplicands; the output is rounded to the upper 32 bits of the results [16..31]. The output is within the range <-1 ; 1).
MLIB_MulNegRnd_A32	acc32_t	acc32_t	acc32_t	Product of two 32-bit accumulator multiplicands; the output is rounded to the the middle bits of the result [16..47]. The output is within the range <-65536.0 ; 65536.0).

## 2.40.2 Declaration

The available [MLIB\\_MulNegRnd](#) functions have the following declarations:

```
frac16_t MLIB_MulNegRnd_F16(frac16_t f16Mult1, frac16_t f16Mult2)
frac16_t MLIB_MulNegRnd_F16as(acc32_t a32Accum, frac16_t f16Mult)
frac32_t MLIB_MulNegRnd_F32ls(frac32_t f32Mult1, frac16_t f16Mult2)
frac32_t MLIB_MulNegRnd_F32(frac32_t f32Mult1, frac32_t f32Mult2)
acc32_t MLIB_MulNegRnd_A32(acc32_t a32Mult1, acc32_t a32Mult1)
```

## 2.40.3 Function use

The use of the [MLIB\\_MulNegRnd](#) function is shown in the following example:

```
#include "mlib.h"

static frac32_t f32Mult1, f32Mult2, f32Result;

void main(void)
{
    f32Mult1 = FRAC32(0.3);          /* f32Mult1 = 0.3 */
    f32Mult2 = FRAC32(-0.5);        /* f32Mult2 = -0.5 */

    /* f32Result = round(f32Mult1 * (-f32Mult2)) */
    f32Result = MLIB_MulNegRnd_F32(f32Mult1, f32Mult2);
}
```

## 2.41 MLIB\_MulNegRndSat

The [MLIB\\_MulNegRndSat](#) functions return the rounded negative product of two multiplicands. The round method is the round to nearest. The function saturates the output. See the following equation:

$$MLIB\_MulNegRndSat(a, b) = \begin{cases} max, & \text{round}(-a \cdot b > max) \\ min, & \text{round}(-a \cdot b < min) \\ \text{round}(-a \cdot b), & \text{else} \end{cases}$$

Figure 66. Algorithm formula

### 2.41.1 Available versions

This function is available in the following versions:

- Fractional output with mixed inputs - the output is the fractional portion of the result; the result is within the range <-1 ; 1). The inputs are the accumulator and fractional values. The result may saturate.
- Accumulator output - the output is the accumulator type where the result can be out of the range <-1 ; 1). The result may overflow.

The available versions of the [MLIB\\_MulNegRndSat](#) function are shown in the following table:

Table 42. Function versions

Function name	Input type		Result type	Description
	Mult. 1	Mult. 2		
MLIB_MulNegRndSat_F16as	<a href="#">acc32_t</a>	<a href="#">frac16_t</a>	<a href="#">frac16_t</a>	Negative product of a 32-bit accumulator and a 16-bit fractional multiplicand; the output is rounded to the upper 16 bits of the fractional portion of the result [16..31]. The output is within the range <-1 ; 1).
MLIB_MulNegRndSat_A32	<a href="#">acc32_t</a>	<a href="#">acc32_t</a>	<a href="#">acc32_t</a>	Negative product of two 32-bit accumulator multiplicands; the output is rounded to the middle 32 bits of the result [16..47]. The output is within the range <-65536.0 ; 65536.0).

### 2.41.2 Declaration

The available [MLIB\\_MulNegRndSat](#) functions have the following declarations:

```
frac16_t MLIB_MulNegRndSat_F16as(acc32_t a32Accum, frac16_t f16Mult)
acc32_t MLIB_MulNegRndSat_A32(acc32_t a32Mult1, acc32_t a32Mult2)
```

### 2.41.3 Function use

The use of the [MLIB\\_MulNegRndSat](#) function is shown in the following example:

```
#include "mlib.h"

static acc32_t a32M1, a32M2, a32Result;

void main(void)
{
    a32M1 = ACC32(-5.5);          /* a32M1 = -5.5 */
    a32M2 = ACC32(3.1);          /* a32M2 = 3.1 */

    /* f16Result = sat(round(-a32M1 * f32M2)) */
    a32Result = MLIB_MulNegRndSat_A32(a32M1, a32M2);
}
```

## 2.42 MLIB\_Neg

The `MLIB_Neg` functions return the negative value of the input. The function does not saturate the output. See the following equation:

$$\text{MLIB\_Neg}(x) = -x$$

Figure 67. Algorithm formula

### 2.42.1 Available versions

This function is available in the following versions:

- Fractional output - the output is the fractional portion of the result; the result is within the range  $<-1 ; 1$ ). The result may overflow.
- Floating-point output - the output is a floating-point number; the result is within the full range.

The available versions of the `MLIB_Neg` function are shown in the following table:

Table 43. Function versions

Function name	Input type	Result type	Description
MLIB_Neg_F16	<code>frac16_t</code>	<code>frac16_t</code>	Negative value of a 16-bit fractional value. The output is within the range $<-1 ; 1$ ).
MLIB_Neg_F32	<code>frac32_t</code>	<code>frac32_t</code>	Negative value of a 32-bit fractional value. The output is within the range $<-1 ; 1$ ).
MLIB_Neg_FLT	<code>float_t</code>	<code>float_t</code>	Negative value of a 32-bit single precision floating-point value. The output is within the full range.

### 2.42.2 Declaration

The available `MLIB_Neg` functions have the following declarations:

```
frac16_t MLIB_Neg_F16(frac16_t f16Val)
frac32_t MLIB_Neg_F32(frac32_t f32Val)
float_t MLIB_Neg_FLT(float_t fltVal)
```

### 2.42.3 Function use

The use of the `MLIB_Neg` function is shown in the following examples:

#### Fixed-point version:

```
#include "mlib.h"

static frac32_t f32Val, f32Result;

void main(void)
{
    f32Val = FRAC32(0.85);    /* f32Val = 0.85 */

    /* f32Result = -f32Val */
    f32Result = MLIB_Neg_F32(f32Val);
}
```

**Floating-point version:**

```
#include "mlib.h"

static float_t fltVal, fltResult;

void main(void)
{
    fltVal = 0.85F;    /* fltVal = 0.85 */

    /* fltResult = -fltVal */
    fltResult = MLIB_Neg_FLT(fltVal);
}
```

## 2.43 MLIB\_NegSat

The [MLIB\\_NegSat](#) functions return the negative value of the input. The function saturates the output. See the following equation:

$$\text{MLIB\_NegSat}(x) = -x$$

Figure 68. Algorithm formula

### 2.43.1 Available versions

The function is available in the following versions:

- Fractional output - the output is the fractional portion of the result; the result is within the range <-1 ; 1). The result may saturate.

The available versions of the [MLIB\\_NegSat](#) function are shown in the following table:

Table 44. Function versions

Function name	Input type	Result type	Description
MLIB_NegSat_F16	<a href="#">frac16_t</a>	<a href="#">frac16_t</a>	Negative value of a 16-bit value. The output is within the range <-1 ; 1).
MLIB_NegSat_F32	<a href="#">frac32_t</a>	<a href="#">frac32_t</a>	Negative value of a 32-bit value. The output is within the range <-1 ; 1).

### 2.43.2 Declaration

The available [MLIB\\_NegSat](#) functions have the following declarations:

```
frac16\_t MLIB_NegSat_F16(frac16\_t f16Val)
frac32\_t MLIB_NegSat_F32(frac32\_t f32Val)
```

### 2.43.3 Function use

The use of the [MLIB\\_NegSat](#) function is shown in the following example:

```
#include "mlib.h"

static frac32\_t f32Val, f32Result;

void main(void)
{
```

```

f32Val = FRAC32(-1.0);          /* f32Val = -1.0*/

/* f32Result = sat(-f32Val) */
f32Result = MLIB_NegSat_F32(f32Val);
}

```

## 2.44 MLIB\_Rcp

The [MLIB\\_Rcp](#) functions return the reciprocal value for the input value. The function does not saturate the output. See the following equation:

Figure 69. Algorithm formula

### 2.44.1 Available versions

This function is available in the following versions:

- Accumulator output with fractional input - the output is the accumulator type, where the absolute value of the result is greater than or equal to 1. The input is the fractional type.

The available versions of the [MLIB\\_Rcp](#) function are shown in the following table.

Table 45. Function versions

Function name	Input type	Result type	Description
MLIB_Rcp_A32s	<a href="#">frac16_t</a>	<a href="#">acc32_t</a>	Reciprocal for a 16-bit fractional value; the output is a 32-bit accumulator value. The absolute value of the output is greater than or equal to 1. The division is performed with 32-bit accuracy.
MLIB_Rcp1_A32s	<a href="#">frac16_t</a>	<a href="#">acc32_t</a>	Reciprocal for a 16-bit fractional value; the output is a 32-bit accumulator value. The absolute value of the output is greater than or equal to 1. Faster version, where the division is performed with 16-bit accuracy.

### 2.44.2 Declaration

The available [MLIB\\_Rcp](#) functions have the following declarations:

```

acc32_t MLIB_Rcp_A32s(frac16\_t f16Denom)
acc32_t MLIB_Rcp1_A32s(frac16\_t f16Denom)

```

### 2.44.3 Function use

The use of the [MLIB\\_Rcp](#) function is shown in the following example:

```

#include "mlib.h"

static acc32\_t a32Result;
static frac16\_t f16Denom;

void main(void)
{
    f16Denom = FRAC16(0.354);          /* f16Denom = 0.354 */

    /* a32Result = 1/f16Denom */
}

```

```
a32Result = MLIB_Rcp1_A32s(f16Denom);
}
```

## 2.45 MLIB\_Rcp1Q

The [MLIB\\_Rcp1Q](#) functions return the single quadrant reciprocal value for the input value. The input value must be a nonnegative number, otherwise the function returns undefined results. The function does not saturate the output. See the following equation:

$$\text{MLIB\_Rcp1Q}(x) = \begin{cases} \max, & x = 0 \\ \frac{1}{x}, & x > 0 \end{cases}$$

**Figure 70. Algorithm formula**

### 2.45.1 Available versions

This function is available in the following versions:

- Accumulator output with fractional input - the output is the accumulator type, where the result is greater than or equal to 1. The function is not defined for negative inputs. The input is the fractional type.

The available versions of the [MLIB\\_Rcp1Q](#) function are shown in the following table.

**Table 46. Function versions**

Function name	Input type	Result type	Description
MLIB_Rcp1Q_A32s	<a href="#">frac16_t</a>	<a href="#">acc32_t</a>	Reciprocal for a nonnegative 16-bit fractional value; the output is a positive 32-bit accumulator value. The output is greater than or equal to 1. The division is performed with 32-bit accuracy.
MLIB_Rcp1Q1_A32s	<a href="#">frac16_t</a>	<a href="#">acc32_t</a>	Reciprocal for a nonnegative 16-bit fractional value; the output is a positive 32-bit accumulator value. The output is greater than or equal to 1. Faster version, where the division is performed with 16-bit accuracy.

### 2.45.2 Declaration

The available [MLIB\\_Rcp1Q](#) functions have the following declarations:

```
acc32_t MLIB_Rcp1Q_A32s(frac16_t f16Denom)
acc32_t MLIB_Rcp1Q1_A32s(frac16_t f16Denom)
```

### 2.45.3 Function use

The use of the [MLIB\\_Rcp1Q](#) function is shown in the following example:

```
#include "mlib.h"

static acc32_t a32Result;
static frac16_t f16Denom;

void main(void)
{
    f16Denom = FRAC16(0.354);          /* f16Denom = 0.354 */

    /* a32Result = 1/f16Denom */
```

```

a32Result = MLIB_Rcp1Q1_A32s(f16Denom);
}
    
```

## 2.46 MLIB\_Rnd

The [MLIB\\_Rnd](#) functions round the input to the nearest value to meet the return type's size. The function does not saturate the output. See the following equation:

$$\text{MLIB\_Rnd}(x) = \text{round}(x)$$

**Figure 71. Algorithm formula**

### 2.46.1 Available versions

This function is available in the following versions:

- Fractional output - the output is the fractional portion of the result; the result is within the range <-1 ; 1). The result may overflow.

The available versions of the [MLIB\\_Rnd](#) function are shown in the following table.

**Table 47. Function versions**

Function name	Input type	Result type	Description
MLIB_Rnd_F16l	<a href="#">frac32_t</a>	<a href="#">frac16_t</a>	Rounding of a 32-bit fractional value to a 16-bit fractional value. The output is within the range <-1 ; 1).

### 2.46.2 Declaration

The available [MLIB\\_Rnd](#) functions have the following declarations:

```

frac16_t MLIB_Rnd_F16l(frac32_t f32Val)
    
```

### 2.46.3 Function use

The use of the [MLIB\\_Rnd](#) function is shown in the following example:

```

#include "mlib.h"

static frac32_t f32Val;
static frac16_t f16Result;

void main(void)
{
    f32Val = FRAC32(0.85);          /* f32Val = 0.85 */

    /* f16Result = round(f32Val)*/
    f16Result = MLIB_Rnd_F16l(f32Val);
}
    
```

## 2.47 MLIB\_RndSat

The [MLIB\\_RndSat](#) functions round the input to the nearest value to meet the return type's size. The function saturates the output. See the following equation:

$$\text{MLIB\_RndSat}(x) = \text{round}(x)$$

Figure 72. Algorithm formula

### 2.47.1 Available versions

This function is available in the following versions:

- Fractional output - the output is the fractional portion of the result; the result is within the range  $\langle -1 ; 1 \rangle$ . The result may saturate.

The available versions of the [MLIB\\_RndSat](#) function are shown in the following table.

Table 48. Function versions

Function name	Input type	Result type	Description
MLIB_RndSat_F16I	<a href="#">frac32_t</a>	<a href="#">frac16_t</a>	Rounding of a 32-bit fractional value to a 16-bit fractional value. The output is within the range $\langle -1 ; 1 \rangle$ .

### 2.47.2 Declaration

The available [MLIB\\_RndSat](#) functions have the following declarations:

```
frac16_t MLIB_RndSat_F16I(frac32_t f32Val)
```

### 2.47.3 Function use

The use of the [MLIB\\_RndSat](#) function is shown in the following example:

```
#include "mlib.h"

static frac32_t f32Val;
static frac16_t f16Result;

void main(void)
{
    f32Val = FRAC32(0.9997996); /* f32Val = 0.9997996 */

    /* f16Result = sat(round(f32Val)) */
    f16Result = MLIB_RndSat_F16I(f32Val);
}
```

## 2.48 MLIB\_Sat

The [MLIB\\_Sat](#) functions return the fractional portion of the accumulator input. The output is saturated if necessary. See the following equation:



$$\text{MLIB\_Sat}(x) = \begin{cases} 1, & x > 1 \\ -1, & x < -1 \\ x, & \text{else} \end{cases}$$

Figure 73. Algorithm formula

### 2.48.1 Available versions

This function is available in the following versions:

- Fractional output with accumulator input - the output is the fractional portion of the result; the result is within the range  $[-1; 1]$ . The result is saturated.

The available versions of the [MLIB\\_Sat](#) function are shown in the following table.

Table 49. Function versions

Function name	Input type	Result type	Description
MLIB_Sat_F16a	<a href="#">acc32_t</a>	<a href="#">frac16_t</a>	Saturation of a 32-bit accumulator value to a 16-bit fractional value. The output is within the range $[-1; 1]$ .

### 2.48.2 Declaration

The available [MLIB\\_Sat](#) functions have the following declarations:

```
frac16_t MLIB_Sat_F16a(acc32_t a32Accum)
```

### 2.48.3 Function use

The use of the [MLIB\\_Sat](#) function is shown in the following example:

```
#include "mlib.h"

static acc32_t a32Accum;
static frac16_t f16Result;

void main(void)
{
    a32Accum = ACC32(5.6);          /* a32Accum = 5.6 */

    /* f16Result = sat(a32Accum) */
    f16Result = MLIB_Sat_F16a(a32Accum);
}
```

## 2.49 MLIB\_Sh1L

The [MLIB\\_Sh1L](#) functions return the arithmetically one-time-shifted value to the left. The function does not saturate the output. See the following equation:

$$\text{MLIB\_Sh1L}(x) = x \ll 1$$

Figure 74. Algorithm formula

### 2.49.1 Available versions

The function is available in the following versions:

- Fractional output - the output is the fractional portion of the result; the result is within the range <-1 ; 1). The result may overflow.

The available versions of the [MLIB\\_Sh1L](#) function are shown in the following table.

Table 50. Function versions

Function name	Input type	Result type	Description
MLIB_Sh1L_F16	<a href="#">frac16_t</a>	<a href="#">frac16_t</a>	Shift of a 16-bit fractional value by one time to the left. The output is within the range <-1 ; 1).
MLIB_Sh1L_F32	<a href="#">frac32_t</a>	<a href="#">frac32_t</a>	Shift of a 32-bit fractional value by one time to the left. The output is within the range <-1 ; 1).

### 2.49.2 Declaration

The available [MLIB\\_Sh1L](#) functions have the following declarations:

```
frac16_t MLIB_Sh1L_F16(frac16_t f16Val)
frac32_t MLIB_Sh1L_F32(frac32_t f32Val)
```

### 2.49.3 Function use

The use of the [MLIB\\_Sh1L](#) function is shown in the following example:

```
#include "mlib.h"

static frac32_t f32Result, f32Val;

void main(void)
{
    f32Val = FRAC32(-0.354);          /* f32Val = -0.354 */

    /* f32Result = f32Val << 1 */
    f32Result = MLIB_Sh1L_F32(f32Val);
}
```

## 2.50 MLIB\_Sh1LSat

The [MLIB\\_Sh1LSat](#) functions return the arithmetically one-time-shifted value to the left. The function saturates the output. See the following equation:

$$MLIB\_Sh1LSat(x) = \begin{cases} 1, & x > 0.5 \\ -1, & x < -0.5 \\ x \ll 1, & \text{else} \end{cases}$$

Figure 75. Algorithm formula

### 2.50.1 Available versions

This function is available in the following versions:

- Fractional output - the output is the fractional portion of the result; the result is within the range  $<-1 ; 1$ ). The result may saturate.

The available versions of the [MLIB\\_Sh1LSat](#) function are shown in the following table.

**Table 51. Function versions**

Function name	Input type	Result type	Description
MLIB_Sh1LSat_F16	<a href="#">frac16_t</a>	<a href="#">frac16_t</a>	Shift of a 16-bit fractional value by one time to the left. The output is within the range $<-1 ; 1$ ).
MLIB_Sh1LSat_F32	<a href="#">frac32_t</a>	<a href="#">frac32_t</a>	Shift of a 32-bit fractional value by one time to the left. The output is within the range $<-1 ; 1$ ).

## 2.50.2 Declaration

The available [MLIB\\_Sh1LSat](#) functions have the following declarations:

```
frac16_t MLIB_Sh1LSat_F16(frac16_t f16Val)
frac32_t MLIB_Sh1LSat_F32(frac32_t f32Val)
```

## 2.50.3 Function use

The use of the [MLIB\\_Sh1LSat](#) function is shown in the following example:

```
#include "mlib.h"

static frac16_t f16Result, f16Val;

void main(void)
{
    f16Val = FRAC16(0.354);          /* f16Val = 0.354 */

    /* f16Result = sat(f16Val << 1) */
    f16Result = MLIB_Sh1LSat_F16(f16Val);
}
```

## 2.51 MLIB\_Sh1R

The [MLIB\\_Sh1R](#) functions return the arithmetically one-time-shifted value to the right. See the following equation:

$$\text{MLIB\_Sh1R}(x) = x \gg 1$$

**Figure 76. Algorithm formula**

### 2.51.1 Available versions

This function is available in the following versions:

- Fractional output - the output is the fractional portion of the result; the result is within the range  $<-0.5 ; 0.5$ ).

The available versions of the [MLIB\\_Sh1R](#) function are shown in the following table.

Table 52. Function versions

Function name	Input type	Result type	Description
MLIB_Sh1R_F16	<a href="#">frac16_t</a>	<a href="#">frac16_t</a>	Shift of a 16-bit fractional value by one time to the right. The output is within the range <-0.5 ; 0.5).
MLIB_Sh1R_F32	<a href="#">frac32_t</a>	<a href="#">frac32_t</a>	Shift of a 32-bit fractional value by one time to the right. The output is within the range <-0.5 ; 0.5).

### 2.51.2 Declaration

The available [MLIB\\_Sh1R](#) functions have the following declarations:

```
frac16_t MLIB_Sh1R_F16(frac16_t f16Val)
frac32_t MLIB_Sh1R_F32(frac32_t f32Val)
```

### 2.51.3 Function use

The use of the [MLIB\\_Sh1R](#) function is shown in the following example:

```
#include "mlib.h"

static frac32_t f32Result, f32Val;

void main(void)
{
    f32Val = FRAC32(-0.354);          /* f32Val = -0.354 */

    /* f32Result = f32Val >> 1 */
    f32Result = MLIB_Sh1R_F32(f32Val);
}
```

## 2.52 MLIB\_ShL

The [MLIB\\_ShL](#) functions return the arithmetically shifted value to the left a specified number of times. The function does not saturate the output. See the following equation:

$$\text{MLIB\_ShL}(x, n) = x \ll n$$

Figure 77. Algorithm formula

### 2.52.1 Available versions

This function is available in the following versions:

- Fractional output - the output is the fractional portion of the result; the result is within the range <-1 ; 1). The result may overflow.

The available versions of the [MLIB\\_ShL](#) function are shown in the following table.

Table 53. Function versions

Function name	Input type		Result type	Description
	Value	Shift		
MLIB_ShL_F16	frac16_t	uint16_t	frac16_t	Shift of a 16-bit fractional value to the left by a number of times given by the second argument; the shift is allowed within the range <0 ; 15>. The output is within the range <-1 ; 1).
MLIB_ShL_F32	frac32_t	uint16_t	frac32_t	Shift of a 32-bit fractional value to the left by a number of times given by the second argument; the shift is allowed within the range <0 ; 31>. The output is within the range <-1 ; 1).

### 2.52.2 Declaration

The available `MLIB_ShL` functions have the following declarations:

```
frac16_t MLIB_ShL_F16(frac16_t f16Val, uint16_t u16Sh)
frac32_t MLIB_ShL_F32(frac32_t f32Val, uint16_t u16Sh)
```

### 2.52.3 Function use

The use of the `MLIB_ShL` function is shown in the following example:

```
#include "mlib.h"

static frac16_t f16Result, f16Val;
static uint16_t u16Sh;

void main(void)
{
    f16Val = FRAC16(-0.354);    /* f16Val = -0.354 */
    u16Sh = 6;                 /* u16Sh = 6 */

    /* f16Result = f16Val << u16Sh */
    f16Result = MLIB_ShL_F16(f16Val, u16Sh);
}
```

## 2.53 MLIB\_ShLSat

The `MLIB_ShLSat` functions return the arithmetically shifted value to the left a specified number of times. The function saturates the output. See the following equation:

$$\text{MLIB\_ShLSat}(x, n) = \begin{cases} 1, & x > \frac{1}{2^n} \\ -1, & x < -\frac{1}{2^n} \\ x \ll n, & \text{else} \end{cases}$$

Figure 78. Algorithm formula

### 2.53.1 Available versions

This function is available in the following versions:

- Fractional output - the output is the fractional portion of the result; the result is within the range <-1 ; 1). The result may saturate.

The available versions of the [MLIB\\_ShLSat](#) function are shown in the following table.

**Table 54. Function versions**

Function name	Input type		Result type	Description
	Value	Shift		
MLIB_ShLSat_F16	<a href="#">frac16_t</a>	<a href="#">uint16_t</a>	<a href="#">frac16_t</a>	Shift of a 16-bit fractional value to the left by a number of times given by the second argument; the shift is allowed within the range <0 ; 15>. The output is within the range <-1 ; 1).
MLIB_ShLSat_F32	<a href="#">frac32_t</a>	<a href="#">uint16_t</a>	<a href="#">frac32_t</a>	Shift of a 32-bit fractional value to the left by a number of times given by the second argument; the shift is allowed within the range <0 ; 31>. The output is within the range <-1 ; 1).

### 2.53.2 Declaration

The available [MLIB\\_ShLSat](#) functions have the following declarations:

```
frac16_t MLIB_ShLSat_F16(frac16_t f16Val, uint16_t u16Sh)
frac32_t MLIB_ShLSat_F32(frac32_t f32Val, uint16_t u16Sh)
```

### 2.53.3 Function use

The use of the [MLIB\\_ShLSat](#) function is shown in the following example:

```
#include "mlib.h"

static frac16_t f16Result, f16Val;
static uint16_t u16Sh;

void main(void)
{
    f16Val = FRAC16(-0.003);    /* f16Val = -0.003 */
    u16Sh = 6;                 /* u16Sh = 6 */

    /* f16Result = sat(f16Val << u16Sh) */
    f16Result = MLIB_ShLSat_F16(f16Val, u16Sh);
}
```

## 2.54 MLIB\_ShR

The [MLIB\\_ShR](#) functions return the arithmetically shifted value to the right a specified number of times. See the following equation:

$$MLIB\_ShR(x, n) = x \gg n$$

**Figure 79. Algorithm formula**

### 2.54.1 Available versions

This function is available in the following versions:

- Fractional output - the output is the fractional portion of the result; the result is within the range <-1 ; 1).

The available versions of the [MLIB\\_ShR](#) function are shown in the following table.

**Table 55. Function versions**

Function name	Input type		Result type	Description
	Value	Shift		
MLIB_ShR_F16	<a href="#">frac16_t</a>	<a href="#">uint16_t</a>	<a href="#">frac16_t</a>	Shift of a 16-bit fractional value to the right by a number of times given by the second argument; the shift is allowed within the range <0 ; 15>. The output is within the range <-1 ; 1).
MLIB_ShR_F32	<a href="#">frac32_t</a>	<a href="#">uint16_t</a>	<a href="#">frac32_t</a>	Shift of a 32-bit fractional value to the right by a number of times given by the second argument; the shift is allowed within the range <0 ; 31>. The output is within the range <-1 ; 1).

### 2.54.2 Declaration

The available [MLIB\\_ShR](#) functions have the following declarations:

```
frac16_t MLIB_ShR_F16(frac16_t f16Val, uint16_t u16Sh)
frac32_t MLIB_ShR_F32(frac32_t f32Val, uint16_t u16Sh)
```

### 2.54.3 Function use

The use of the [MLIB\\_ShR](#) function is shown in the following example:

```
#include "mlib.h"

static frac16_t f16Result, f16Val;
static uint16_t u16Sh;

void main(void)
{
    f16Val = FRAC32(-0.354);    /* f16Val = -0.354 */
    u16Sh = 8;                 /* u16Sh = 8 */

    /* f16Result = f16Val >> u16Sh */
    f16Result = MLIB_ShR_F16(f16Val, u16Sh);
}
```

## 2.55 MLIB\_ShLBi

The [MLIB\\_ShLBi](#) functions return the arithmetically shifted value to the left a specified number of times. If the number of shifts is positive, the shift is performed to the left; if negative, to the right. The function does not saturate the output. See the following equation:

$$MLIB\_ShLBi(x, n) = x \ll n$$

**Figure 80. Algorithm formula**

### 2.55.1 Available versions

The function is available in the following versions:

- Fractional output - the output is the fractional portion of the result; the result is within the range  $\langle -1 ; 1 \rangle$ . The result may overflow.

The available versions of the [MLIB\\_ShLBi](#) function are shown in the following table.

**Table 56. Function versions**

Function name	Input type		Result type	Description
	Value	Shift		
MLIB_ShLBi_F16	<a href="#">frac16_t</a>	<a href="#">int16_t</a>	<a href="#">frac16_t</a>	Bidirectional shift of a 16-bit fractional value to the left by a number of times given by the second argument; if the second argument is negative, the shift is performed to the right. The shift is allowed within the range $\langle -15 ; 15 \rangle$ . The output is within the range $\langle -1 ; 1 \rangle$ .
MLIB_ShLBi_F32	<a href="#">frac32_t</a>	<a href="#">int16_t</a>	<a href="#">frac32_t</a>	Bidirectional shift of a 32-bit fractional value to the left by a number of times given by the second argument; if the second argument is negative, the shift is performed to the right. The shift is allowed within the range $\langle -31 ; 31 \rangle$ . The output is within the range $\langle -1 ; 1 \rangle$ .

### 2.55.2 Declaration

The available [MLIB\\_ShLBi](#) functions have the following declarations:

```
frac16_t MLIB_ShLBi_F16(frac16_t f16Val, int16_t i16Sh)
frac32_t MLIB_ShLBi_F32(frac32_t f32Val, int16_t i16Sh)
```

### 2.55.3 Function use

The use of the [MLIB\\_ShLBi](#) function is shown in the following example:

```
#include "mlib.h"

static frac32_t f32Result, f32Val;
static int16_t i16Sh;

void main(void)
{
    f32Val = FRAC32(-0.354);    /* f32Val = -0.354 */
    i16Sh = -3;                /* i16Sh = -3 */

    /* f32Result = f32Val << i16Sh */
    f32Result = MLIB_ShLBi_F32(f32Val, i16Sh);
}
```

## 2.56 MLIB\_ShLBiSat

The [MLIB\\_ShLBiSat](#) functions return the arithmetically shifted value to the left a specified number of times. If the number of shifts is positive, the shift is performed to the left; if negative, to the right. The function saturates the output. See the following equation:



$$\text{MLIB\_ShLBSat}(x, n) = \begin{cases} 1, & x > \frac{1}{2^n} \wedge n > 0 \\ -1, & x < -\frac{1}{2^n} \wedge n > 0 \\ x \ll n, & \text{else} \end{cases}$$

Figure 81. Algorithm formula

### 2.56.1 Available versions

This function is available in the following versions:

- Fractional output - the output is the fractional portion of the result; the result is within the range <-1 ; 1). The result may saturate.

The available versions of the [MLIB\\_ShLBSat](#) function are shown in the following table.

Table 57. Function versions

Function name	Input type		Result type	Description
	Value	Shift		
MLIB_ShLBSat_F16	<a href="#">frac16_t</a>	<a href="#">int16_t</a>	<a href="#">frac16_t</a>	Bidirectional shift of a 16-bit fractional value to the left by a number of times given by the second argument; if the second argument is negative, the shift is performed to the right. The shift is allowed within the range <-15 ; 15>. The output is within the range <-1 ; 1).
MLIB_ShLBSat_F32	<a href="#">frac32_t</a>	<a href="#">int16_t</a>	<a href="#">frac32_t</a>	Bidirectional shift of a 32-bit fractional value to the left by a number of times given by the second argument; if the second argument is negative, the shift is performed to the right. The shift is allowed within the range <-31 ; 31>. The output is within the range <-1 ; 1).

### 2.56.2 Declaration

The available [MLIB\\_ShLBSat](#) functions have the following declarations:

```
frac16_t MLIB_ShLBSat_F16(frac16_t f16Val, int16_t i16Sh)
frac32_t MLIB_ShLBSat_F32(frac32_t f32Val, int16_t i16Sh)
```

### 2.56.3 Function use

The use of the [MLIB\\_ShLBSat](#) function is shown in the following example:

```
#include "mlib.h"

static frac16_t f16Result, f16Val;
static int16_t i16Sh;

void main(void)
{
    f16Val = FRAC16(-0.354);    /* f16Val = -0.354 */
    i16Sh = 14;                /* i16Sh = 14 */

    /* f16Result = sat(f16Val << i16Sh) */
    f16Result = MLIB_ShLBSat_F16(f16Val, i16Sh);
}
```

## 2.57 MLIB\_ShRbI

The [MLIB\\_ShRbI](#) functions return the arithmetically shifted value to the right a specified number of times. If the number of shifts is positive, the shift is performed to the right; if negative, to the left. The function does not saturate the output. See the following equation:

$$MLIB\_ShRbI(x, n) = x \gg n$$

Figure 82. Algorithm formula

### 2.57.1 Available versions

This function is available in the following versions:

- Fractional output - the output is the fractional portion of the result; the result is within the range <-1 ; 1). The result may overflow.

The available versions of the [MLIB\\_ShRbI](#) function are shown in the following table.

Table 58. Function versions

Function name	Input type		Result type	Description
	Value	Shift		
MLIB_ShRbI_F16	<a href="#">frac16_t</a>	<a href="#">int16_t</a>	<a href="#">frac16_t</a>	Bidirectional shift of a 16-bit fractional value to the right by a number of times given by the second argument; if the second argument is negative, the shift is performed to the left. The shift is allowed within the range <-15 ; 15>. The output is within the range <-1 ; 1).
MLIB_ShRbI_F32	<a href="#">frac32_t</a>	<a href="#">int16_t</a>	<a href="#">frac32_t</a>	Bidirectional shift of a 32-bit fractional value to the right by a number of times given by the second argument; if the second argument is negative, the shift is performed to the left. The shift is allowed within the range <-31 ; 31>. The output is within the range <-1 ; 1).

### 2.57.2 Declaration

The available [MLIB\\_ShRbI](#) functions have the following declarations:

```
frac16_t MLIB_ShRbI_F16(frac16_t f16Val, int16_t i16Sh)
frac32_t MLIB_ShRbI_F32(frac32_t f32Val, int16_t i16Sh)
```

### 2.57.3 Function use

The use of the [MLIB\\_ShRbI](#) function is shown in the following example:

```
#include "mlib.h"

static frac32_t f32Result, f32Val;
static int16_t i16Sh;

void main(void)
{
    f32Val = FRAC32(0.354);    /* f32In = 0.354 */
    i16Sh = 8;                /* i16Sh = 8 */

    /* f32Result = f32Val >> i16Sh */
```

```
f32Result = MLIB_ShrBi_F32(f32Val, i16Sh);
}
```

## 2.58 MLIB\_ShrBiSat

The [MLIB\\_ShrBiSat](#) functions return the arithmetically shifted value to the right a specified number of times. If the number of shifts is positive, the shift is performed to the right; if negative, to the left. The function saturates the output. See the following equation:

$$MLIB\_ShrBiSat(x, n) = \begin{cases} 1, & x > \frac{1}{2^n} \wedge n < 0 \\ -1, & x < \frac{-1}{2^n} \wedge n < 0 \\ x \gg n, & \text{else} \end{cases}$$

**Figure 83. Algorithm formula**

### 2.58.1 Available versions

This function is available in the following versions:

- Fractional output - the output is the fractional portion of the result; the result is within the range <-1 ; 1). The result may saturate.

The available versions of the [MLIB\\_ShrBiSat](#) function are shown in the following table.

**Table 59. Function versions**

Function name	Input type		Result type	Description
	Value	Shift		
MLIB_ShrBiSat_F16	frac16_t	int16_t	frac16_t	Bidirectional shift of a 16-bit fractional value to the right by a number of times given by the second argument; if the second argument is negative, the shift is performed to the left. The shift is allowed within the range <-15 ; 15>. The output is within the range <-1 ; 1).
MLIB_ShrBiSat_F32	frac32_t	int16_t	frac32_t	Bidirectional shift of a 32-bit fractional value to the right by a number of times given by the second argument; if the second argument is negative, the shift is performed to the left. The shift is allowed within the range <-31 ; 31>. The output is within the range <-1 ; 1).

### 2.58.2 Declaration

The available [MLIB\\_ShrBiSat](#) functions have the following declarations:

```
frac16_t MLIB_ShrBiSat_F16(frac16_t f16Val, int16_t i16Sh)
frac32_t MLIB_ShrBiSat_F32(frac32_t f32Val, int16_t i16Sh)
```

### 2.58.3 Function use

The use of the [MLIB\\_ShrBiSat](#) function is shown in the following example:

```
include "mlib.h"

static frac32_t f32Result, f32Val;
static int16_t i16Sh;

void main(void)
```

```

{
  f32Val = FRAC32(-0.354);      /* f32Val = -0.354 */
  i16Sh = 13;                  /* i16Sh = 13 */

  /* f32Result = sat(f32Val >> i16Sh) */
  f32Result = MLIB_ShRbISat_F32(f32Val, i16Sh);
}

```

## 2.59 MLIB\_Sign

The [MLIB\\_Sign](#) functions return the sign of the input. See the following equation:

$$\text{MLIB\_Sign}(x) = \begin{cases} 1, & x > 0 \\ 0, & x = 0 \\ -1, & x < 0 \end{cases}$$

Figure 84. Algorithm formula

### 2.59.1 Available versions

This function is available in the following versions:

- Fractional output - the output is the fractional portion of the result; the result is within the range <-1 ; 1).
- Floating-point output - the output is a floating-point number; the result is within the full range.

The available versions of the [MLIB\\_Sign](#) function are shown in the following table.

Table 60. Function versions

Function name	Input type	Result type	Description
MLIB_Sign_F16	<a href="#">frac16_t</a>	<a href="#">frac16_t</a>	Sign of a 16-bit fractional value. The output is within the range <-1 ; 1).
MLIB_Sign_F32	<a href="#">frac32_t</a>	<a href="#">frac32_t</a>	Sign of a 32-bit fractional value. The output is within the range <-1 ; 1).
MLIB_Sign_FLT	<a href="#">float_t</a>	<a href="#">float_t</a>	Sign of a 32-bit single precision floating-point value. The output is within the full range.

### 2.59.2 Declaration

The available [MLIB\\_Sign](#) functions have the following declarations:

```

frac16_t MLIB_Sign_F16(frac16_t f16Val)
frac32_t MLIB_Sign_F32(frac32_t f32Val)
float_t MLIB_Sign_FLT(float_t fltVal)

```

### 2.59.3 Function use

The use of the [MLIB\\_Sign](#) function is shown in the following examples:

#### Fixed-point version:

```

#include "mlib.h"

static frac32_t f32In, f32Result;

void main(void)

```

```

{
  f32In = FRAC32(-0.95);          /* f32In = -0.95 */

  /* f32Result = sign(f32In)*/
  f32Result = MLIB_Sign_F32(f32In);
}
    
```

**Floating-point version:**

```

#include "mlib.h"

static float_t fltIn, fltResult;

void main(void)
{
  fltIn = -0.95F;                /* fltIn = -0.95 */

  /* fltResult = sign(fltIn)*/
  fltResult = MLIB_Sign_FLT(fltIn);
}
    
```

## 2.60 MLIB\_Sub

The [MLIB\\_Sub](#) functions subtract the subtrahend from the minuend. The function does not saturate the output. See the following equation:

$$MLIB\_Sub(a, b) = a - b$$

**Figure 85. Algorithm formula**

### 2.60.1 Available versions

This function is available in the following versions:

- Fractional output - the output is the fractional portion of the result; the result is within the range <-1 ; 1). The result may overflow.
- Accumulator output with fractional inputs - the output is the accumulator type, where the result can be out of the range <-1 ; 1). The inputs are the fractional values only.
- Accumulator output with mixed inputs - the output is the accumulator type, where the result can be out of the range <-1 ; 1). The inputs are the accumulator and fractional values. The result may overflow.
- Floating-point output - the output is a floating-point number; the result is within the full range.

The available versions of the [MLIB\\_Sub](#) function are shown in the following table.

**Table 61. Function versions**

Function name	Input type		Result type	Description
	Minuend	Subtrahend		
MLIB_Sub_F16	frac16_t	frac16_t	frac16_t	Subtraction of a 16-bit fractional subtrahend from a 16-bit fractional minuend. The output is within the range <-1 ; 1).

*Table continues on the next page...*

Table 61. Function versions (continued)

Function name	Input type		Result type	Description
	Minuend	Subtrahend		
MLIB_Sub_F32	frac32_t	frac32_t	frac32_t	Subtraction of a 32-bit fractional subtrahend from a 32-bit fractional minuend. The output is within the range <-1 ; 1).
MLIB_Sub_A32ss	frac16_t	frac16_t	acc32_t	Subtraction of a 16-bit fractional subtrahend from a 16-bit fractional minuend; the result is a 32-bit accumulator. The output may be out of the range <-65536 ; 65536).
MLIB_Sub_A32as	acc32_t	frac16_t	acc32_t	Subtraction of a 16-bit fractional subtrahend from a 32-bit accumulator. The output may be out of the range <-65536 ; 65536).
MLIB_Sub_FLT	float_t	float_t	float_t	Subtraction of a 32-bit single precision floating-point subtrahend from a 32-bit single precision floating-point minuend. The output is within the full range.

## 2.60.2 Declaration

The available `MLIB_Sub` functions have the following declarations:

```
frac16_t MLIB_Sub_F16(frac16_t f16Min, frac16_t f16Sub)
frac32_t MLIB_Sub_F32(frac32_t f32Min, frac32_t f32Sub)
acc32_t MLIB_Sub_A32ss(frac16_t f16Min, frac16_t f16Sub)
acc32_t MLIB_Sub_A32as(acc32_t a32Accum, frac16_t f16Sub)
float_t MLIB_Sub_FLT(float_t fltMin, float_t fltSub)
```

## 2.60.3 Function use

The use of the `MLIB_Sub` function is shown in the following examples:

### Fixed-point version:

```
#include "mlib.h"

static acc32_t a32Accum, a32Result;
static frac16_t f16Sub;

void main(void)
{
    a32Accum = ACC32(4.5);          /* a32Accum = 4.5 */
    f16Sub = FRAC16(0.4);          /* f16Sub = 0.4 */

    /* a32Result = a32Accum - f16Sub */
    a32Result = MLIB_Sub_A32as(a32Accum, f16Sub);
}
```

### Floating-point version:

```
#include "mlib.h"

static float_t fltMin, fltResult, fltSub;
```

```

void main(void)
{
    fltMin = 4.5F;          /* fltMin = 4.5 */
    fltSub = 0.4F;         /* fltSub = 0.4 */

    /* fltResult = fltMin - fltSub */
    fltResult = MLIB_Sub_FLT(fltMin,fltSub);
}
    
```

## 2.61 MLIB\_SubSat

The [MLIB\\_SubSat](#) functions subtract the subtrahend from the minuend. The function saturates the output. See the following equation:

$$\text{MLIB\_SubSat}(a, b) = \begin{cases} 1, & a - b > 1 \\ -1, & a - b < -1 \\ a - b, & \text{else} \end{cases}$$

**Figure 86. Algorithm formula**

### 2.61.1 Available versions

This function is available in the following versions:

- Fractional output - the output is the fractional portion of the result; the result is within the range <-1 ; 1). The result may saturate.

The available versions of the [MLIB\\_SubSat](#) function are shown in the following table.

**Table 62. Function versions**

Function name	Input type		Result type	Description
	Minuend	Subtrahend		
MLIB_SubSat_F16	<a href="#">frac16_t</a>	<a href="#">frac16_t</a>	<a href="#">frac16_t</a>	Subtraction of a 16-bit fractional subtrahend from a 16-bit fractional minuend. The output is within the range <-1 ; 1).
MLIB_SubSat_F32	<a href="#">frac32_t</a>	<a href="#">frac32_t</a>	<a href="#">frac32_t</a>	Subtraction of a 32-bit fractional subtrahend from a 32-bit fractional minuend. The output is within the range <-1 ; 1).

### 2.61.2 Declaration

The available [MLIB\\_SubSat](#) functions have the following declarations:

```

frac16\_t MLIB_SubSat_F16(frac16\_t f16Min, frac16\_t f16Sub)
frac32\_t MLIB_SubSat_F32(frac32\_t f32Min, frac32\_t f32Sub)
    
```

### 2.61.3 Function use

The use of the [MLIB\\_SubSat](#) function is shown in the following example:

```

#include "mlib.h"

static frac32\_t f32Min, f32Sub, f32Result;

void main(void)
    
```

```

{
  f32Min = FRAC32(-0.5);          /* f32Min = -0.5 */
  f32Sub = FRAC32(0.8);          /* f32Sub = 0.8 */

  /* f32Result = sat(f32Min - f32Sub) */
  f32Result = MLIB_SubSat_F32(f32Min, f32Sub);
}

```

## 2.62 MLIB\_Sub4

The `MLIB_Sub4` functions return the subtraction of three subtrahends from the minuend. The function does not saturate the output. See the following equation:

$$\text{MLIB\_Sub4}(a, b, c, d) = a - b - c - d$$

**Figure 87. Algorithm formula**

### 2.62.1 Available versions

This function is available in the following versions:

- Fractional output - the output is the fractional portion of the result; the result is within the range <-1 ; 1). The result may overflow.
- Floating-point output - the output is a floating-point number; the result is within the full range.

The available versions of the `MLIB_Sub4` function are shown in the following table.

**Table 63. Function versions**

Function name	Input type				Result type	Description
	Minuend	Sub. 1	Sub. 2	Sub. 3		
MLIB_Sub4_F16	frac16_t	frac16_t	frac16_t	frac16_t	frac16_t	Subtraction of three 16-bit fractional subtrahends from 16-bit fractional minuend. The output is within the range <-1 ; 1).
MLIB_Sub4_F32	frac32_t	frac32_t	frac32_t	frac32_t	frac32_t	Subtraction of three 32-bit fractional subtrahends from 32-bit fractional minuend. The output is within the range <-1 ; 1).
MLIB_Sub4_FLT	float_t	float_t	float_t	float_t	float_t	Subtraction of three 32-bit single precision floating-point subtrahends from 32-bit single precision floating-point. The output is within the full range.

### 2.62.2 Declaration

The available `MLIB_Sub4` functions have the following declarations:

```

frac16_t MLIB_Sub4_F16(frac16_t f16Min, frac16_t f16Sub1, frac16_t f16Sub2, frac16_t f16Sub3)
frac32_t MLIB_Sub4_F32(frac32_t f32Min, frac32_t f32Sub1, frac32_t f32Sub2, frac32_t f32Sub3)
float_t MLIB_Sub4_FLT(float_t fltMin, float_t fltSub1, float_t fltSub2, float_t fltSub3)

```

### 2.62.3 Function use

The use of the `MLIB_Sub4` function is shown in the following examples:



**Fixed-point version:**

```
#include "mlib.h"

static frac16_t f16Result, f16Min, f16Sub1, f16Sub2, f16Sub3;

void main(void)
{
    f16Min = FRAC16(0.2);      /* f16Min = 0.2 */
    f16Sub1 = FRAC16(0.3);    /* f16Sub1 = 0.3 */
    f16Sub2 = FRAC16(-0.5);   /* f16Sub2 = -0.5 */
    f16Sub3 = FRAC16(0.2);    /* f16Sub3 = 0.2 */

    /* f16Result = sat(f16Min - f16Sub1 - f16Sub2 - f16Sub3) */
    f16Result = MLIB_Sub4_F16(f16Min, f16Sub1, f16Sub2, f16Sub3);
}
```

**Floating-point version:**

```
#include "mlib.h"

static float_t fltResult, fltMin, fltSub1, fltSub2, fltSub3;

void main(void)
{
    fltMin = 0.2F;           /* fltMin = 0.2 */
    fltSub1 = 0.3F;         /* fltSub1 = 0.3 */
    fltSub2 = -0.5F;        /* fltSub2 = -0.5 */
    fltSub3 = 0.2F;         /* fltSub3 = 0.2 */

    /* fltResult = sat(fltMin - fltSub1 - fltSub2 - fltSub3) */
    fltResult = MLIB_Sub4_FLT(fltMin, fltSub1, fltSub2, fltSub3);
}
```

## 2.63 MLIB\_Sub4Sat

The `MLIB_Sub4Sat` functions return the subtraction of three subtrahends from the minuend. The function saturates the output. See the following equation:

$$\text{MLIB\_Sub4Sat}(a, b, c, d) = \begin{cases} 1, & a - b - c - d > 1 \\ -1, & a - b - c - d < -1 \\ a - b - c - d, & \text{else} \end{cases}$$

Figure 88. Algorithm formula

### 2.63.1 Available versions

This function is available in the following versions:

- Fractional output - the output is the fractional portion of the result; the result is within the range  $<-1; 1$ ). The result may saturate.

The available versions of the `MLIB_Sub4Sat` function are shown in the following table.

Table 64. Function versions

Function name	Input type				Result type	Description
	Minuend	Sub. 1	Sub. 2	Sub. 3		
MLIB_Sub4Sat_F16	frac16_t	frac16_t	frac16_t	frac16_t	frac16_t	Subtraction of three 16-bit fractional subtrahends from 16-bit fractional minuend. The output is within the range <-1 ; 1).
MLIB_Sub4Sat_F32	frac32_t	frac32_t	frac32_t	frac32_t	frac32_t	Subtraction of three 32-bit fractional subtrahends from 32-bit fractional minuend. The output is within the range <-1 ; 1).

### 2.63.2 Declaration

The available [MLIB\\_Sub4Sat](#) functions have the following declarations:

```
frac16_t MLIB_Sub4Sat_F16(frac16_t f16Min, frac16_t f16Sub1, frac16_t f16Sub2, frac16_t f16Sub3)
frac32_t MLIB_Sub4Sat_F32(frac32_t f32Min, frac32_t f32Sub1, frac32_t f32Sub2, frac32_t f32Sub3)
```

### 2.63.3 Function use

The use of the [MLIB\\_Sub4Sat](#) function is shown in the following example:

```
#include "mlib.h"

static frac32_t f32Result, f32Min, f32Sub1, f32Sub2, f32Sub3;

void main(void)
{
    f32Min = FRAC32(0.2);          /* f32Min = 0.2 */
    f32Sub1 = FRAC32(0.8);        /* f32Sub1 = 0.8 */
    f32Sub2 = FRAC32(-0.1);       /* f32Sub2 = -0.1 */
    f32Sub3 = FRAC32(0.7);       /* f32Sub3 = 0.7 */

    /* f32Result = sat(f32Min - f32Sub1 - f32Sub2 - f32Sub3) */
    f32Result = MLIB_Sub4Sat_F32(f32Min, f32Sub1, f32Sub2, f32Sub3);
}
```

# Appendix A

## Library types

### A.1 bool\_t

The `bool_t` type is a logical 16-bit type. It is able to store the boolean variables with two states: TRUE (1) or FALSE (0). Its definition is as follows:

```
typedef unsigned short bool_t;
```

The following figure shows the way in which the data is stored by this type:

**Table 65. Data storage**

	15	14	13	12	11	10	9	8	7	6	5	4	3	2	1	0	
Value	Unused															Logical	
TRUE	0	0	0	0	0	0	0	0	0	0	0	0	0	0	0	0	1
	0				0				0				1				
FALSE	0	0	0	0	0	0	0	0	0	0	0	0	0	0	0	0	0
	0				0				0				0				

To store a logical value as `bool_t`, use the `FALSE` or `TRUE` macros.

### A.2 uint8\_t

The `uint8_t` type is an unsigned 8-bit integer type. It is able to store the variables within the range <0 ; 255>. Its definition is as follows:

```
typedef unsigned char uint8_t;
```

The following figure shows the way in which the data is stored by this type:

**Table 66. Data storage**

	7	6	5	4	3	2	1	0
Value	Integer							
255	1	1	1	1	1	1	1	1
	F				F			

*Table continues on the next page...*

**Table 66. Data storage (continued)**

11	0	0	0	0	1	0	1	1
	0				B			
124	0	1	1	1	1	1	0	0
	7				C			
159	1	0	0	1	1	1	1	1
	9				F			

### A.3 uint16\_t

The `uint16_t` type is an unsigned 16-bit integer type. It is able to store the variables within the range  $\langle 0 ; 65535 \rangle$ . Its definition is as follows:

```
typedef unsigned short uint16_t;
```

The following figure shows the way in which the data is stored by this type:

**Table 67. Data storage**

	15	14	13	12	11	10	9	8	7	6	5	4	3	2	1	0
Value	Integer															
65535	1	1	1	1	1	1	1	1	1	1	1	1	1	1	1	1
	F				F				F				F			
5	0	0	0	0	0	0	0	0	0	0	0	0	0	1	0	1
	0				0				0				5			
15518	0	0	1	1	1	1	0	0	1	0	0	1	1	1	1	0
	3				C				9				E			
40768	1	0	0	1	1	1	1	1	0	1	0	0	0	0	0	0
	9				F				4				0			

## A.4 uint32\_t

The `uint32_t` type is an unsigned 32-bit integer type. It is able to store the variables within the range  $\langle 0 ; 4294967295 \rangle$ . Its definition is as follows:

```
typedef unsigned long uint32_t;
```

The following figure shows the way in which the data is stored by this type:

**Table 68. Data storage**

	31		24 23		16 15		8 7		0
Value	Integer								
4294967295	F	F	F	F	F	F	F	F	F
2147483648	8	0	0	0	0	0	0	0	0
55977296	0	3	5	6	2	5	5	0	
3451051828	C	D	B	2	D	F	3	4	

## A.5 int8\_t

The `int8_t` type is a signed 8-bit integer type. It is able to store the variables within the range  $\langle -128 ; 127 \rangle$ . Its definition is as follows:

```
typedef char int8_t;
```

The following figure shows the way in which the data is stored by this type:

**Table 69. Data storage**

	7	6	5	4	3	2	1	0
Value	Sign	Integer						
127	0	1	1	1	1	1	1	1
	7				F			
-128	1	0	0	0	0	0	0	0
	8				0			
60	0	0	1	1	1	1	0	0
	3				C			

*Table continues on the next page...*

**Table 69. Data storage (continued)**

-97	1	0	0	1	1	1	1	1
	9				F			

## A.6 int16\_t

The `int16_t` type is a signed 16-bit integer type. It is able to store the variables within the range  $\langle -32768 ; 32767 \rangle$ . Its definition is as follows:

```
typedef short int16_t;
```

The following figure shows the way in which the data is stored by this type:

**Table 70. Data storage**

	15	14	13	12	11	10	9	8	7	6	5	4	3	2	1	0
Value	Sign	Integer														
32767	0	1	1	1	1	1	1	1	1	1	1	1	1	1	1	1
	7				F				F				F			
-32768	1	0	0	0	0	0	0	0	0	0	0	0	0	0	0	0
	8				0				0				0			
15518	0	0	1	1	1	1	0	0	1	0	0	1	1	1	1	0
	3			C				9				E				
-24768	1	0	0	1	1	1	1	1	0	1	0	0	0	0	0	0
	9				F				4				0			

## A.7 int32\_t

The `int32_t` type is a signed 32-bit integer type. It is able to store the variables within the range  $\langle -2147483648 ; 2147483647 \rangle$ . Its definition is as follows:

```
typedef long int32_t;
```

The following figure shows the way in which the data is stored by this type:

**Table 71. Data storage**

<i>Table continues on the next page...</i>
--

**Table 71. Data storage (continued)**

Value	31	24 23		16 15		8 7		0
	S	Integer						
2147483647	7	F	F	F	F	F	F	F
-2147483648	8	0	0	0	0	0	0	0
55977296	0	3	5	6	2	5	5	0
-843915468	C	D	B	2	D	F	3	4

### A.8 frac8\_t

The `frac8_t` type is a signed 8-bit fractional type. It is able to store the variables within the range  $<-1 ; 1$ ). Its definition is as follows:

```
typedef char frac8_t;
```

The following figure shows the way in which the data is stored by this type:

**Table 72. Data storage**

Value	7	6	5	4	3	2	1	0
	Sign	Fractional						
0.99219	0	1	1	1	1	1	1	1
-1.0	7				F			
	1	0	0	0	0	0	0	0
0.46875	8				0			
	0	0	1	1	1	1	0	0
-0.75781	3				C			
	1	0	0	1	1	1	1	1
	9				F			

To store a real number as `frac8_t`, use the `FRAC8` macro.

## A.9 frac16\_t

The `frac16_t` type is a signed 16-bit fractional type. It is able to store the variables within the range  $<-1 ; 1$ ). Its definition is as follows:

```
typedef short frac16_t;
```

The following figure shows the way in which the data is stored by this type:

**Table 73. Data storage**

	15	14	13	12	11	10	9	8	7	6	5	4	3	2	1	0
Value	Sign	Fractional														
0.99997	0	1	1	1	1	1	1	1	1	1	1	1	1	1	1	1
	7				F				F				F			
-1.0	1	0	0	0	0	0	0	0	0	0	0	0	0	0	0	0
	8				0				0				0			
0.47357	0	0	1	1	1	1	0	0	1	0	0	1	1	1	1	0
	3			C				9				E				
-0.75586	1	0	0	1	1	1	1	1	0	1	0	0	0	0	0	0
	9				F				4				0			

To store a real number as `frac16_t`, use the `FRAC16` macro.

## A.10 frac32\_t

The `frac32_t` type is a signed 32-bit fractional type. It is able to store the variables within the range  $<-1 ; 1$ ). Its definition is as follows:

```
typedef long frac32_t;
```

The following figure shows the way in which the data is stored by this type:

**Table 74. Data storage**

	31	24	23	16	15	8	7	0																				
Value	S	Fractional																										
0.9999999995		7	F	F	F	F	F	F	F																			

*Table continues on the next page...*



**Table 74. Data storage (continued)**

-1.0	8	0	0	0	0	0	0	0	0
0.02606645970	0	3	5	6	2	5	5	0	
-0.3929787632	C	D	B	2	D	F	3	4	

To store a real number as `frac32_t`, use the `FRAC32` macro.

### A.11 `acc16_t`

The `acc16_t` type is a signed 16-bit fractional type. It is able to store the variables within the range  $<-256 ; 256$ ). Its definition is as follows:

```
typedef short acc16_t;
```

The following figure shows the way in which the data is stored by this type:

**Table 75. Data storage**

	15	14	13	12	11	10	9	8	7	6	5	4	3	2	1	0
Value	Sign	Integer							Fractional							
255.9921875	0	1	1	1	1	1	1	1	1	1	1	1	1	1	1	1
	7			F				F			F					
-256.0	1	0	0	0	0	0	0	0	0	0	0	0	0	0	0	0
	8			0				0			0					
1.0	0	0	0	0	0	0	0	0	1	0	0	0	0	0	0	0
	0			0				8			0					
-1.0	1	1	1	1	1	1	1	1	1	0	0	0	0	0	0	0
	F			F				8			0					
13.7890625	0	0	0	0	0	1	1	0	1	1	1	0	0	1	0	1
	0			6				E			5					
-89.71875	1	1	0	1	0	0	1	1	0	0	1	0	0	1	0	0
	D			3				2			4					

To store a real number as `acc16_t`, use the `ACC16` macro.

### A.12 `acc32_t`

The `acc32_t` type is a signed 32-bit accumulator type. It is able to store the variables within the range  $<-65536 ; 65536$ ). Its definition is as follows:

```
typedef long acc32_t;
```

The following figure shows the way in which the data is stored by this type:

**Table 76. Data storage**

Value	31	24 23			16 15		8 7		0
	S	Integer				Fractional			
65535.999969	7	F	F	F	F	F	F	F	F
-65536.0	8	0	0	0	0	0	0	0	0
1.0	0	0	0	0	8	0	0	0	0
-1.0	F	F	F	F	8	0	0	0	0
23.789734	0	0	0	B	E	5	1	6	
-1171.306793	F	D	B	6	5	8	B	C	

To store a real number as `acc32_t`, use the `ACC32` macro.

### A.13 `float_t`

The `float_t` type is a signed 32-bit single precision floating-point type, defined by IEEE 754. It is able to store the full precision (normalized) finite variables within the range  $<-3.40282 \cdot 10^{38} ; 3.40282 \cdot 10^{38}$ ) with the minimum resolution of  $2^{-23}$ . The smallest normalized number is  $\pm 1.17549 \cdot 10^{-38}$ . Nevertheless, the denormalized numbers (with reduced precision) reach yet lower values, from  $\pm 1.40130 \cdot 10^{-45}$  to  $\pm 1.17549 \cdot 10^{-38}$ . The standard also defines the additional values:

- Negative zero
- Infinity
- Negative infinity
- Not a number

The 32-bit type is composed of:

- Sign (bit 31)
- Exponent (bits 23 to 30)
- Mantissa (bits 0 to 22)

The conversion of the number is straightforward. The sign of the number is stored in bit 31. The binary exponent is decoded as an integer from bits 23 to 30 by subtracting 127. The mantissa (fraction) is stored in bits 0 to 22. An invisible leading bit (it is not







```
bVal = TRUE;          /* bVal = TRUE */
}
```

## A.16 FRAC8

The **FRAC8** macro serves to convert a real number to the **frac8\_t** type. Its definition is as follows:

```
#define FRAC8(x) ((frac8_t)((x) < 0.9921875 ? ((x) >= -1 ? (x)*0x80 : 0x80) : 0x7F))
```

The input is multiplied by 128 ( $=2^7$ ). The output is limited to the range  $\langle 0x80 ; 0x7F \rangle$ , which corresponds to  $\langle -1.0 ; 1.0 \cdot 2^{-7} \rangle$ .

```
#include "mlib.h"

static frac8_t f8Val;

void main(void)
{
    f8Val = FRAC8(0.187);          /* f8Val = 0.187 */
}
```

## A.17 FRAC16

The **FRAC16** macro serves to convert a real number to the **frac16\_t** type. Its definition is as follows:

```
#define FRAC16(x) ((frac16_t)((x) < 0.999969482421875 ? ((x) >= -1 ? (x)*0x8000 : 0x8000) : 0x7FFF))
```

The input is multiplied by 32768 ( $=2^{15}$ ). The output is limited to the range  $\langle 0x8000 ; 0x7FFF \rangle$ , which corresponds to  $\langle -1.0 ; 1.0 \cdot 2^{-15} \rangle$ .

```
#include "mlib.h"

static frac16_t f16Val;

void main(void)
{
    f16Val = FRAC16(0.736);       /* f16Val = 0.736 */
}
```

## A.18 FRAC32

The **FRAC32** macro serves to convert a real number to the **frac32\_t** type. Its definition is as follows:

```
#define FRAC32(x) ((frac32_t)((x) < 1 ? ((x) >= -1 ? (x)*0x80000000 : 0x80000000) : 0x7FFFFFFF))
```

The input is multiplied by 2147483648 ( $=2^{31}$ ). The output is limited to the range  $\langle 0x80000000 ; 0x7FFFFFFF \rangle$ , which corresponds to  $\langle -1.0 ; 1.0 \cdot 2^{-31} \rangle$ .

```
#include "mlib.h"
```

```
static frac32_t f32Val;

void main(void)
{
    f32Val = FRAC32(-0.1735667);          /* f32Val = -0.1735667 */
}
```

## A.19 ACC16

The **ACC16** macro serves to convert a real number to the **acc16\_t** type. Its definition is as follows:

```
#define ACC16(x) ((acc16_t)((x) < 255.9921875 ? ((x) >= -256 ? (x)*0x80 : 0x8000) : 0x7FFF))
```

The input is multiplied by 128 ( $=2^7$ ). The output is limited to the range  $\langle 0x8000 ; 0x7FFF \rangle$  that corresponds to  $\langle -256.0 ; 255.9921875 \rangle$ .

```
#include "mlib.h"

static acc16_t a16Val;

void main(void)
{
    a16Val = ACC16(19.45627);          /* a16Val = 19.45627 */
}
```

## A.20 ACC32

The **ACC32** macro serves to convert a real number to the **acc32\_t** type. Its definition is as follows:

```
#define ACC32(x) ((acc32_t)((x) < 65535.999969482421875 ? ((x) >= -65536 ? (x)*0x8000 : 0x80000000) : 0x7FFFFFFF))
```

The input is multiplied by 32768 ( $=2^{15}$ ). The output is limited to the range  $\langle 0x80000000 ; 0x7FFFFFFF \rangle$ , which corresponds to  $\langle -65536.0 ; 65536.0 \cdot 2^{-15} \rangle$ .

```
#include "mlib.h"

static acc32_t a32Val;

void main(void)
{
    a32Val = ACC32(-13.654437);       /* a32Val = -13.654437 */
}
```

## How To Reach Us

### Home Page:

[nxp.com](http://nxp.com)

### Web Support:

[nxp.com/support](http://nxp.com/support)

**Limited warranty and liability**— Information in this document is provided solely to enable system and software implementers to use NXP products. There are no express or implied copyright licenses granted hereunder to design or fabricate any integrated circuits based on the information in this document. NXP reserves the right to make changes without further notice to any products herein.

NXP makes no warranty, representation, or guarantee regarding the suitability of its products for any particular purpose, nor does NXP assume any liability arising out of the application or use of any product or circuit, and specifically disclaims any and all liability, including without limitation consequential or incidental damages. "Typical" parameters that may be provided in NXP data sheets and/or specifications can and do vary in different applications, and actual performance may vary over time. All operating parameters, including "typicals," must be validated for each customer application by customer's technical experts. NXP does not convey any license under its patent rights nor the rights of others. NXP sells products pursuant to standard terms and conditions of sale, which can be found at the following address: [nxp.com/SalesTermsandConditions](http://nxp.com/SalesTermsandConditions).

**Right to make changes** - NXP Semiconductors reserves the right to make changes to information published in this document, including without limitation specifications and product descriptions, at any time and without notice. This document supersedes and replaces all information supplied prior to the publication hereof.

**Security**— Customer understands that all NXP products may be subject to unidentified or documented vulnerabilities. Customer is responsible for the design and operation of its applications and products throughout their lifecycles to reduce the effect of these vulnerabilities on customer's applications and products. Customer's responsibility also extends to other open and/or proprietary technologies supported by NXP products for use in customer's applications. NXP accepts no liability for any vulnerability. Customer should regularly check security updates from NXP and follow up appropriately. Customer shall select products with security features that best meet rules, regulations, and standards of the intended application and make the ultimate design decisions regarding its products and is solely responsible for compliance with all legal, regulatory, and security related requirements concerning its products, regardless of any information or support that may be provided by NXP. NXP has a Product Security Incident Response Team (PSIRT) (reachable at [PSIRT@nxp.com](mailto:PSIRT@nxp.com)) that manages the investigation, reporting, and solution release to security vulnerabilities of NXP products.

NXP, the NXP logo, NXP SECURE CONNECTIONS FOR A SMARTER WORLD, COOLFLUX, EMBRACE, GREENCHIP, HITAG, ICODE, JCOP, LIFE, VIBES, MIFARE, MIFARE CLASSIC, MIFARE DESFire, MIFARE PLUS, MIFARE FLEX, MANTIS, MIFARE ULTRALIGHT, MIFARE4MOBILE, MIGLO, NTAG, ROADLINK, SMARTLX, SMARTMX, STARPLUG, TOPFET, TRENCHMOS, UCODE, Freescale, the Freescale logo, Altivec, CodeWarrior, ColdFire, ColdFire+, the Energy Efficient Solutions logo, Kinetic, Layerscape, MagniV, mobileGT, PEG, PowerQUICC, Processor Expert, QorIQ, QorIQ Qonverge, SafeAssure, the SafeAssure logo, StarCore, Symphony, VortiQa, Vybrid, Airfast, BeeKit, BeeStack, CoreNet, Flexis, MXC, Platform in a Package, QUICC Engine, Tower, TurboLink, EdgeScale, EdgeLock, eIQ, and Immersive3D are trademarks of NXP B.V. All other product or service names are the property of their respective owners. AMBA, Arm, Arm7, Arm7TDMI, Arm9, Arm11, Artisan, big.LITTLE, Cordio, CoreLink, CoreSight, Cortex, DesignStart, DynamIQ, Jazelle, Keil, Mali, Mbed, Mbed Enabled, NEON, POP, RealView, SecurCore, Socrates, Thumb, TrustZone, ULINK, ULINK2, ULINK-ME, ULINK-PLUS, ULINKpro, µVision, Versatile are trademarks or registered trademarks of Arm Limited (or its subsidiaries) in the US and/or elsewhere. The related technology may be protected by any or all of patents, copyrights, designs and trade secrets. All rights reserved. Oracle and Java are registered trademarks of Oracle and/or its affiliates. The Power Architecture and Power.org word marks and the Power and Power.org logos and related marks are trademarks and service marks licensed by Power.org. M, M Mobileye and other Mobileye trademarks or logos appearing herein are trademarks of Mobileye Vision Technologies Ltd. in the United States, the EU and/or other jurisdictions.

© NXP B.V. 2021.

All rights reserved.

For more information, please visit: <http://www.nxp.com>

For sales office addresses, please send an email to: [salesaddresses@nxp.com](mailto:salesaddresses@nxp.com)

Date of release: 01 November 2021

Document identifier: CM33FMLIBUG